

WESTERN ARIZONA COUNCIL OF GOVERNMENTS

Draft 2025 – 2029 Transportation Human Service Coordination Plan

Serving Region IV
La Paz & Mohave Counties
Including **Lake Havasu City**
And **Bullhead City** MPO's



Prepared by: Felicia Mondragon
WACOG Mobility Manager
208 N. 4th Street
Kingman, AZ 86401
Telephone: (928) 753-1374



Table of Contents

Contents:	Page #:
1. Introduction	4
2. Regional Overview	6
3. Program Overview	14
4. Gaps in Regional Transportation Services	16
5. Goals	19
6. Mobility Management	20
7. WACOG's Transit Providers	21
8. New Programs	37
9. Regional Operating Statistics	38
10. Federal Mandate Discussion	39
11. Prior Year Awards	40
12. Proposed Regional Projects	42
13. Explanation of Prioritization Process	44
14. Regional Projects - Prioritization List	47
15. Preliminary 5310 Awards	49
16. Regional Inventory of Providers	50
17. Agencies Four Year Planning Documents	51
18. Regional Vehicle Inventory & Availability	54
19. Inter-City Connections	58
20. Non-Emergency Medical Transportation Providers	60
21. Plan Update Process and Summary	61

“This report was funded in part through grant[s] from the Federal Highway Administration and/or Federal Transit Administration, U.S. Department of Transportation. The contents of this report reflect the views and opinions of the author(s) who is responsible for the facts and accuracy of the data presented herein. The contents do not necessarily state or reflect the official views or policies of the U.S. Department of Transportation, the Arizona Department of Transportation, or any other State or Federal Agency. This report does not constitute a standard, specification or regulation”.

WACOG Coordination Planning Partners

Arizona Department of Transportation – ADOT
 Lake Havasu City Metropolitan Planning Organization – LHMPO
 Bullhead City Metropolitan Planning Organization - BHCMPO
 WACOG Area Agency on Aging - AAA
 Regional Human Services Transportation Providers
 Regional Public Transit Agencies
 Community Stakeholders, La Paz and Mohave County Citizens

WACOG Coordinated Council Members

5310 Member's	
The ARC of Mohave County	Mike Suchowierski
	DeeDee Gomez, Chair
Hualapai Indian Health Education & Wellness - HEW	Marie Kisner
	Sheilah Navarro
La Paz County Health Department	Connie Mathewson
	Tiffany Dunlap
NAU - Senior Companion Program	Vicki Nelson
	Erin Kruse
NAZCARE	Jessie Billi
New Horizons Center for People with Special Needs - NHCPSN	Brooke Russell
	Jordan Standsberry, Co-Chair
New Horizons Disability Empowerment Center - NHDEC	Patrick Martin
	Larry Laidler
Parker Senior Center	Lee Ann Anderson
	Hortensia Robles
Rise Services, Inc	Eliana Parra
	Jessica Reed
5311 Member's	
Camel Express	Melissa Newton
Hualapai Transit	Ginger Marshall
	Ernie Wright
Kaibab Band of Paiute Indians	Laura Savala
	Elisabeth Whitlock
Kingman Area Regional Transit - KART	Sheri Furr
5307 Member's	
Bullhead Area Transit System - BATS, River Valley Seniors (5310)	Michael Peluso
Lake Havasu City Transit	Patrick Cipres
	Jeanette Buckley

1. Introduction

Transportation is an important part of our lives that keeps us connected to our families and friends, employment, health care, education, shopping, recreation, community services, and many other services and activities outside of our homes. These connections are generally called “mobility” and “accessibility.” Mobility can broadly be defined as the ability to freely move within the transportation system, while accessibility is the ability to easily reach needed destinations and services. Considerable local, state, and federal resources are committed to our transportation infrastructure and systems to enhance mobility and accessibility. For a segment of the population, particularly individuals with disabilities, older adults, and people with low incomes, maintaining a basic level of mobility and accessibility can be challenging.

Transportation services for disadvantaged populations are very often fragmented, underused, duplicative, costly, and difficult to navigate. In many cases and areas, there are service gaps, and transportation service providers are simply not available to meet existing needs. When services for disadvantaged populations are coordinated, providers can then be more efficient, overall services can be improved, and more disadvantaged populations can utilize services meaning mobility and accessibility for all residents can be enhanced.

Western Arizona Council of Governments (WACOG) is Arizona’s Region IV planning agency, providing various human service programs, including Transportation and Mobility Management/Transit Planning. The WACOG planning region also includes the counties of Yuma, Bullhead City, and Lake Havasu City. However, Yuma was designated a Metropolitan Planning Organization when its population hit 50,000, in 1982. The Yuma Metropolitan Planning Organization (YMPO) covers Yuma County and its communities for transportation and Mobility Management/Transit needs. Bullhead City was designated a Metropolitan Planning Organization in 2023 when its population reached over 50,000 in the 2020 Census. Lake Havasu City was designated a Metropolitan Planning Organization in 2013 when its population reached over 50,000 in the 2010 Census. Bullhead City Metropolitan Planning Organization (BHCMPPO) Lake Havasu Metropolitan Planning Organization (LHMPO) and WACOG have mutually agreed to continue coordination efforts for Mobility Management/Transit planning for the time being. Therefore, WACOG’s Mobility Management/Transit Planning area covers La Paz and Mohave Counties including the Bullhead City and Lake Havasu City MPO areas.

This transportation plan is a four-year planning document starting with FY2025 and ending with FY2029. Annual updates will be made to this plan reflecting regional awards, applications, and changes. A new plan will be created in 2030.

Purpose

This Transportation Human Service Coordination Plan identifies the transportation needs of seniors and individuals with disabilities. The Coordination Plan is a prioritization of transportation services for funding and implementation through the available programs throughout the WACOG region within Mohave and La Paz Counties. The Coordination Plan serves two specific purposes:

First, it serves as a framework to improve coordination among transportation service providers and human service agencies in the WACOG region to enhance transportation services for seniors and individuals with disabilities.

Second, the plan satisfies Federal requirements for a “locally developed, Coordinated Human Services Transportation Plan” – or Coordination Plan - that includes the following elements:

- An assessment of available services that identify current transportation providers (public, private, and non-profit);

- An assessment of transportation needs for individuals with disabilities, older adults, and people with low incomes. This assessment can be based on the experiences and perceptions of the planning partners or on more sophisticated data collection efforts, and gaps in service;
- Strategies, activities, and/or projects to address the identified gaps between current services and needs, as well as opportunities to achieve efficiencies in service delivery; and
- Priorities for implementation based on resources, time, and feasibility for implementing specific strategies and/or activities that have been identified.

The Moving Ahead for Progress in the 21st Century Act (MAP-21), effective October 2012 through December 2015, ensured that local communities are able to build and sustain multimodal transportation systems across highway, transit, and non-motorized modes. MAP-21 also ensured that transportation planning processes are continued and enhanced to incorporate performance measures and goals. The Fixing America's Surface Transportation (FAST) Act was signed into law on December 4, 2015, and largely maintained program structures and funding shares between highways and transit. The Infrastructure Investment and Jobs Act (IIJA), also known as the "Bipartisan Infrastructure Law," or "BIL", was enacted in November 2021. The IIJA's reauthorization of the UTC Program both sustains existing and establishes new and vital initiatives in transformational research, education and workforce development, and technology transfer that benefit the U.S. traveling public, freight movement, and the safety and efficiency of the U.S. transportation system. This Transportation Human Service Coordination Plan will be continually reviewed to stay current with the performance-based processes which were identified by MAP-21 and remain standard with the IIJ Act. Public involvement in transportation planning remains a top priority, particularly when it comes to meeting the transportation needs of special population groups. A person with special transportation needs means those persons, including their personal attendants, who because of age and/or physical or mental disability may be unable to transport themselves or to purchase appropriate transportation.

In response to the previous federal legislation, MAP-21 and federal transit planning requirements, the Arizona Department of Transportation began its coordinated mobility program to administer 5310 grant programs and provide assistance and oversight for local coordination efforts.

Beginning in 2007, all Councils of Governments (COG's) in Arizona were required to adopt and annually update a Coordination Plan that inventories existing transportation services for seniors and individuals with disabilities, and low-income individuals, identifies unmet transportation needs, and provides strategies for improving coordination to meet those needs.

The plan must be developed and approved through a process that includes seniors, people with disabilities, and transportation providers, among others. The plan must also be coordinated, to the maximum extent possible, with the transportation programs of other federal departments and agencies. All COGs in Arizona must have a Coordination Plan in place in order to be eligible for funding through the Section 5300 program. In addition, the IIJ Act requires that all funded projects are "included in" and "derived from" a coordinated human services transportation plan.

2. Regional Overview

Transportation Planning Area:

The WACOG Transportation Planning Region encompasses all of La Paz and Mohave Counties, covering a total of 18,100 square miles, with a combined population of 241,256 as of the July 1, 2023 population estimates according to the Arizona Office of Economic Opportunity.

Providers of public transit services are located in Bullhead City, Kingman, Lake Havasu City, Quartzsite, and Peach Springs. All other regional transit needs are provided primarily through private non-profit Human Services agencies who offer transportation services to those with special needs, in both the more densely populated and rural areas of both counties.

In 2013 Lake Havasu City's population reached over 50,000 and they were designated as a Metropolitan Planning Organization (MPO). Lake Havasu MPO is an established agency providing transportation planning for a small urban area covering approximately 100 square miles in Mohave County. In 2023 Bullhead City's population reached over 50,000 and they were also designated as an MPO. Bullhead City is currently in the process of establishing an agency that will provide transportation planning for the designated area. WACOG, BHCMP, and LHMPO mutually agreed to continue coordination efforts by continuing to include transit programs located in the BHCMP and LHMPO regions in the WACOG Human Service Transportation Coordination Plan, with WACOG developing the Plan.

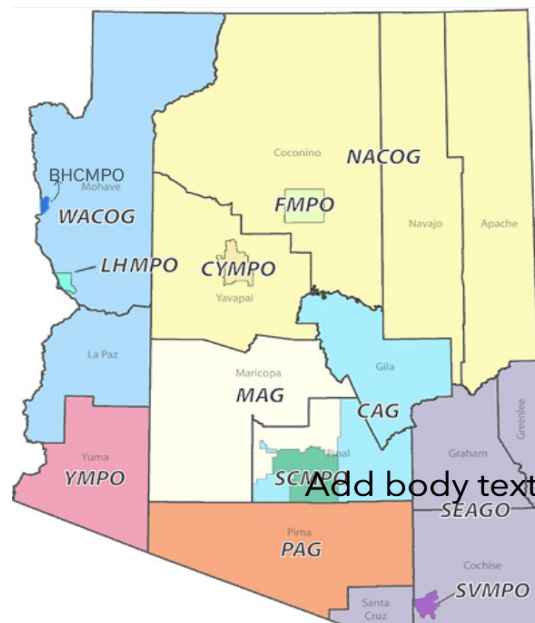
In order to determine where the greatest needs are, WACOG hosts Bi-monthly coordination meetings. Coming together with human service agencies, and other providers, helps to identify gaps in transportation service, what collaboration can be done between communities and agencies, and identify the needs in the tri-state area (the WACOG region borders parts of Nevada and California, with substantial cross-border travel) covering both Mohave and La Paz counties to include Lake Havasu MPO.

MOHAVE COUNTY

Colorado City
Bullhead City
Kingman
Lake Havasu City
Peach Springs

LA PAZ COUNTY

Parker
Quartzsite



Regional Planning Process:

This plan provides an overview of the transit activities, past and future, throughout the WACOG planning region. It is intended to educate communities, agencies, businesses, and other stakeholders on the availability of transit services within their community, or throughout the region. This plan lists all active or planned applicant agencies participating in section 5310 or 5311 transportation/transit programs for the WACOG planning region.

The Plan is also instrumental in directing the activities of the Coordination Council in order to coordinate and better serve the rural areas of the WACOG planning region.

Information for this Coordination Plan update was gathered through various methods which include data collection sheets, e-mails, correspondence, and a collaborative meeting process with agencies throughout the WACOG planning region. The agencies are invited to participate in various workshops, training, and bi-monthly coordination meetings. Below is a list of the workshops, training and coordination meetings that helped provide information for this Plan from October 2023 through September 2024.

Meeting	Date	Outcome - Comments
Coordinated Council	October 11, 2023	13 Attended
Coordinated Council	December 13, 2023	19 Attended
Coordinated Council	February 14, 2024	17 Attended
Coordinated Council	April 17, 2024	16 Attended
Coordinated Council	June 26, 2024	16 Attended
Coordinated Council	August 14, 2024	16 Attended

The first WACOG Human Service Coordination Plan was developed in 2011, and was updated for the following four years. A new plan must be developed and approved every four years with an annual update to include projects eligible and prioritized for funding for the upcoming grant cycle year. This plan provides the most recent information, coordination efforts, and unmet needs throughout the WACOG planning region.

Geographic Profile of the WACOG Mobility Management/Transit Planning Region:

The WACOG region is made up of two (2) counties, six (6) incorporated communities, fifty-seven (57) unincorporated communities, and six (6) Native American Indian tribes.

According to the Arizona Commerce Authority:

La Paz County was created Jan. 1, 1983, when Yuma County residents voted to split their county into two sections. It is the 15th of Arizona's 15 counties, with Parker as the county seat. La Paz, which means "the peace" in Spanish, has historic significance as the name of a boom town on the Colorado River. La Paz County encompasses 4,518 square miles and has 30 square miles of water. It is the third smallest of Arizona's counties and has the lowest population density with almost five people per square mile. The U.S. Bureau of Land Management controls 58 percent of the land; the state of Arizona, 9 percent; other public lands, 20 percent; and 5 percent of the land is owned privately or by corporations. The Colorado River Indian Tribe owns 8 percent of the land.

Mohave County is geographically the second largest in the state. Most of it is classified as desert, but of its 13,470 square miles, 158 square miles are water. The county boasts 1,000 miles of shoreline and is a great water sports center. It also has the longest stretch of historic Route 66. The Colorado River and two manmade lakes, Lake Mohave and Lake Havasu, play an important role in the growth of Lake Havasu City and Bullhead City. The U.S. Forest Service and Bureau of Land Management own 61 percent of the land; Indian reservations, 6 percent; the state of Arizona, 7 percent; individual or corporate, 18 percent; and other public lands, 8 percent.



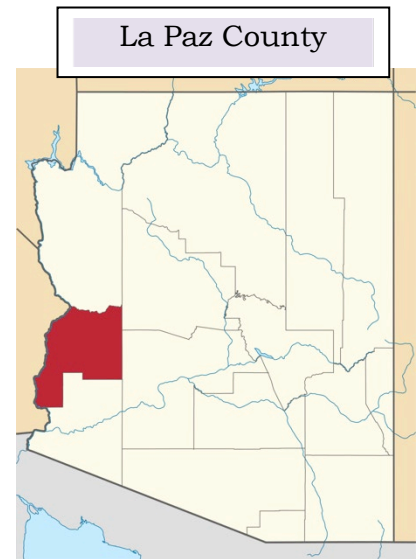
**Photos sourced from public image search.*

La Paz County:

La Paz County is located in Western Arizona, covering 4,500 square miles of very rural desert. It was formed as a county in 1983 after voters approved separating the northern portion of Yuma County.

The Colorado River borders the west side of the county, which contributes substantially to the recreational and agricultural industries of the region. Tourism and agriculture have become the leaders in the county's economy. The main population centers are the Towns of Parker (County Seat) and Quartzsite. The Colorado River Indian Tribe (Reservation) is located in the western portion of the county.

2020 Population Estimates for La Paz County	
16,557	
Incorporated Towns	
Quartzsite: 2,413	Parker: 3,417
Unincorporated Communities (*CDPs) 10,727	
Parker Strip: 3,302	Bluewater: 725
Salome: 1,162	Brenda: 466
Ehrenberg: 1,470	Bouse: 707
Wenden: 458	Poston: 183
Cibola: 198	Hope
Alamo Lake	Cienega Springs
La Paz Valley	Sunwest
Utting	Vicksburg
County Wide Demographics	
White: 74.2%	Native American 12.5%
Black: .8%	Hispanic: 22.4%
Asian: .4%	Other: 12%
*CDPs – Census Designated Places	



National protected areas:

- Bill Williams River Refuge
- Cibola Nat'l Wildlife Refuge
- Imperial Nat'l Wildlife Refuge
- Kofa Nat'l Wildlife Refuge

Mohave County:

Mohave County is located in the northwestern corner of Arizona and encompasses 13,500 square miles of mostly rural areas and small urban communities. It is the fifth (5) largest county in the United States, by land area.

It contains parts of the Grand Canyon National Park, Lake Mead National Recreation Area, and all of the Grand Canyon-Parashant National Monument.

2020 Population Estimates for Mohave County			
213,267			
Incorporated Towns			
Lake Havasu: 57,144	Bullhead City: 41,348	Kingman: 32,689	Colorado City: 2,478
Unincorporated Communities & (CDPs) 82,662			
Antares	Arizona Village	Beaver Dam	Cane Beds
Chloride	Centennial Park	Clacks Canyon	Crozier
Crystal Beach	Desert Hills	Dolan Springs	Fort Mohave: 16,190
Golden Valley: 8,801	Golden Shores	Grand Canyon West	Hackberry
Kaibab	Katherine	Lazy Y U	Littlefield
McConnico	Meadview	Mesquite Creek	Moccasin
Mohave Valley	Mojave Ranch Estates	Kingman-Butler: 12,907	Nothing
Oatman	Peach Springs	Pine Lake	Pinion Pines
Scenic	So-Hi	Topock	Truxton
Valentine	Valle Vista	Walnut Creek	Wikieup
Willow Valley	White Hills	Yucca	
County Wide Demographics			
White: 90%	Native American 2.4%	Black: .5%	Hispanic: 11%
Asian: .8%	Other: 5%		

**National protected areas:**

- Bill Williams River Refuge
- Grand Canyon Park
- GC Parashant Monument
- Kaibab National Forest
- Lake Mead Rec. Area
- Pipe Springs Nat. Monument

Lake Havasu Metropolitan Planning Organization:



Lake Havasu City is located in Mohave County, Arizona, and encompasses 42 square miles while the MPO area covers 100 square miles in its planning region. Situated off of Arizona Highway 95, an 18-mile drive north leads to Interstate 40, and a 65-mile drive south leads to Interstate 10. Lake Havasu City, Arizona, is located on the Colorado River on the eastern shore of Lake Havasu in the west-central part of Arizona.

Lake Havasu City is the major population center of southern Mohave County. The U.S. Census Bureau recorded the following population trends for Lake Havasu City:

2020.....	57,144
2019.....	56,738
2010.....	52,527
2000.....	41,938
1990.....	24,363
1980.....	15,926

National protected areas:

- Havasu Wildlife Refuge




Bullhead City Metropolitan Planning Organization:

***Bullhead City is in the process of creating a Metropolitan Planning Organization (MPO). Once the MPO is established this page will be updated. ***

Native American Tribes in the WACOG Region:

Mohave County Native American Tribes:

Chemehuevi Tribe (a federally recognized tribe of Chemehuevi people, who are the southernmost branch of Southern Paiute people.)



Chemehuevi basket maker

Fort Mojave Indian Tribe
(a federally recognized tribe of Mohave people.)



Mosa (Mojave girl), 1903, photograph by Edward Curtis

Hualapai Tribe
(a federally recognized tribe of Hualapai people.)



The **Havasupai people** (an American Indian tribe who have lived in the Grand Canyon for at least the past 800 years.)

* Ethnically, the Havasupai and the Hualapai are one people, although today, they are politically separate groups as the result of U.S. government policy.



Kaibab Band of Paiute Indians
(a federally recognized tribe of Southern Paiutes.)



Mohave & La Paz County Native American Tribe:

Colorado River Indian Tribe (a federally recognized tribe consisting of the four distinct ethnic groups associated with the Colorado River Indian Reservation: Chemehuevi, the Mohave, Hopi, and Navajo.)



3. Program Overview:

The Federal Transit Administration (FTA) Section 5300 Rural Public Transportation Programs provide funds for capital, administrative, operating, and training assistance to local public bodies and nonprofit organizations for the operation of public transportation services in the non-urbanized area.

Transit/Transportation Programs:

***Section 5310 – Enhanced Mobility of Seniors and Individuals with Disabilities**

Provides funding to assist with costs for mobility management activities, the purchase of capital equipment, and operating expenses to meet the mobility needs of seniors and individuals with disabilities of any age. It is intended to provide and strengthen the transportation services available to meet the mobility needs of these transit-dependent populations by providing funds for programs beyond traditional public transportation services and Americans with Disabilities Act (ADA) complementary paratransit services

***Mobility Management**

The WACOG Mobility Management program provides coordination and short-range planning throughout La Paz, Mohave Counties BHCMPO, and LHMPO.

Coordination is the efficient and effective use of transportation resources for getting people to important destinations, such as jobs and medical appointments. Coordination means working with transit providers, human service agencies, private institutions, businesses, volunteers, and political leaders to broaden transportation options for all users, particularly those in vulnerable populations or with special needs.

***Capital Equipment**

While many types of capital can be requested under the Section 5310 program, ADOT's primary prioritization is to replace or expand vehicle fleets that support coordinated regional efforts. Examples of eligible capital projects include; vehicles, preventative maintenance, fleet maintenance equipment, vehicle equipment/parts, vehicle rehabilitation or overhaul, operations and maintenance structures, radios, and communication equipment, computer hardware/software, and dispatch systems.

***Operations**

Operating projects must be for public transportation services that address one of the following three purposes: exceed the minimum requirements of the ADA, improve access to fixed-route service and decrease reliance by individuals with disabilities on complementary ADA paratransit service, or provide an alternative to public transportation that assists seniors and individuals with disabilities with transportation. Projects providing operating funds must be targeted toward meeting the transportation needs of seniors and individuals with disabilities, although they are encouraged to be open and used by the general public as a means of avoiding unnecessary segregation of services.

***Section 5307 – Urbanized Area Formula Grants**

The Urbanized Area Formula Funding program (49 U.S.C. 5307) makes Federal resources available to urbanized areas and to Governors for transit capital and operating assistance in urbanized areas and for transportation related planning. An urbanized area is an incorporated area with a population of 50,000 or more that is designated as such by the U.S. Department of Commerce, Bureau of the Census.

***Section 5311 – Rural Area Formula Grants**

Provides funding for capital, planning, and operating assistance to support public transportation and intercity bus projects serving rural areas. The purpose of this program is to address the mobility needs of Arizona's rural population. Section 5311 funds are intended to provide access to employment, education, healthcare, shopping, and recreation.

***Section 5300 – Training**

Provides funds for training needs including safety, operational, administrative, and program development. Training funds are made available to all 5300 fund programs on a reimbursement basis for pre-approved training events.

*** Rural Transit Assistance Program (RTAP)**

The mission of the Arizona state RTAP is to enhance and develop the skills and abilities of the persons involved in providing passenger service in rural Arizona. The ADOT RTAP program offers training scholarships to ADOT transit grant recipients.

Note **In order to be awarded any 5310-program funding, successful applicants must be included in the Regional Coordination Plan.

4. Gaps in Regional Transportation Services:

WACOG determines gaps in services through a comparison of actual services provided with the potential or desired services in the region. If the WACOG region does not make the best use of current resources or forgoes investment in capital or technology, it may produce or perform below its potential. Identification of gaps between the optimized distribution and integration of resources, and the current allocation levels reveals areas that can be improved.

WACOG works with regional stakeholders in the process of determining and documenting the difference between regional requirements and current capabilities. This process naturally flows from benchmarking and other data assessments. Once the general expectation of regional performance is understood, it is possible to compare that expectation with the region's current level of performance. This planning process is the ongoing study of what the region is doing currently and where it wants to go in the future. The goal of this process is to provide a foundation for measuring investments of the time, money, and human resources required to achieve enhanced mobility of seniors, individuals with disabilities, and the general public in the WACOG region. These measurements will assist in identifying the gap/need for new services or additions to existing lines before they emerge between what existing providers offer and what the consumer demands.

Summary of Need/Gaps:

- Stability

At its core, stability among transit providers is a way to make our communities more livable. As funding resources cannot always be counted on in today's fluctuating markets, funding priorities become more difficult. It is generally agreed that all transit programs in the WACOG region are important, valued, and necessary to maintain stability and a better quality of life for those in the community who depend on these services. Continued funding of existing programs is a priority in the WACOG region. Support for new programs or expansion of services by existing programs will be considered for recommendation only if they fill identified gaps in service, and will aid in the continued stability of future transit service in the WACOG region.

- Coordination

The definition of coordination is the process of organizing people or groups so that they work together properly and well. Transit Coordination in recent years has been identified as not only a value among agencies but also a necessity in order to better serve the disadvantaged populations that are traditionally served. Agencies realize that through coordination they are better able to provide service to their clients and operate more efficiently as a whole. Agencies recognize that they can no longer operate in silos, and the need to work together to reach a more stable future. Coordination among agencies in the WACOG region has vastly improved in recent years but still remains a focus.

- Information

A need has been identified in the area of information and awareness not only among the residents served but also among transit and human service agencies in the WACOG region. There is a need for up-to-date easy to understand information resource reflecting all available transit options to include information on eligibility and contacts. Information sharing and promotion is a tool that can be used in the WACOG region to better serve clients across the region.

- Transit Connections

Providing the necessary transit service to clients in an area that is made up of a majority of rural communities, with a need to access services provided in the more populated areas of the region, can be a challenge. A need has been identified to provide more and better transit connections within the WACOG region. Transit connections will be used by riders to access necessary medical, social and economic resources that are otherwise not available in their immediate area. Special consideration is necessary to ensure that transit connections do not result in duplication of services but do provide service for identified gaps in the service area.

Need/Gaps by Population:

- **Special needs populations**

General definitions of special needs populations include the following:

- **Senior:** People 65 years of age or older.
- **Person with Disability:** The restriction in participation that results from a lack of fit between the individual's functional limitations and the characteristics of the physical and social environment. Developmentally disabled, persons with physical disabilities and persons addressing mental health issues.
- **Low Income:** The official poverty measurement has two components – poverty threshold (income levels) and the person's income that is compared with these thresholds. If a person's total income is less than the threshold, the person is considered impoverished. The poverty thresholds are not adjusted for regional, state or local variation in the cost of living.

Primary transportation needs for these special needs populations include:

- Healthcare
- Food & Nutrition
- Access to jobs and job training
- Shopping
- Social
- Recreational
- Connections to other communities

Approximately 33 to 40 percent of residents of La Paz and Mohave Counties (76,000 to 86,000 WACOG Transportation Planning Region) fall into one or more of these categories. More than 76,000 residents are either over age 65, have a disability, or both, making them eligible consumers of 5310 program services. (American Community Survey, 2013) This is more than a third of the total 222,088 residents, meaning that coordinated transit is a potentially important social service for a significant portion of the population.

- **General Public**

General public includes all other persons requesting transportation services that do not qualify as part of the "special needs population."

Primary transportation needs for these populations include:

- Access to jobs and job training
- Access to health and human services
- Education
- Shopping
- Social

- Recreational
- Connections to other communities

Gaps include connector services between communities, services provided to major work centers such as the Kingman Industrial area, and hours of current services provided not meeting the needed travel times of passengers.

- **Low-Income Populations**

Low income includes transportation needs for those whose income is at or below 80% of area median income and for those who are working with State and local agencies to meet sustainable income goals.

Primary transportation needs for this population include:

- Access to Jobs
- Access to Job Training
- Health Care
- Food and Nutrition
- Shopping

The lack of transit connections to other communities and major work centers is a significant barrier to employment, health, and education.

Need/Gaps by physical location:

Both La Paz and Mohave Counties are largely rural desert areas with small clusters of population centers. A large portion of residents face hardships regarding transportation due to their physical location. Although multiple agencies are providing services in the region, there are still many areas that are either underserved or there are no services available. Harsh weather conditions such as extreme heat and monsoon flooding make access for some rural residents hard. Unmaintained dirt roads and distance between communities are other factors that contribute to the lack of access for some residents in the WACOG area. In the more Urban clusters, there is a lack of infrastructure for individuals to access local transit in some areas such as limited or no sidewalk access.

5. Goals

Coordination goals:

GOAL	ACTION	COMMITTEE	Target Due
1. Increase coordination efforts	<ul style="list-style-type: none"> Agencies working together referring to each other's programs and coordinating efforts such as meetings, projects, etc. 	Coordinated Council member agencies, Mobility Manager	Ongoing
2. Coordination of both internal and external services such as dispatching, trainings and equipment.	<ul style="list-style-type: none"> Agencies working together to meet training requirements for drivers by hosting shared trainings. Programs working together to help in the event of equipment failure or lack of needed equipment. Larger agencies helping smaller local agencies in dispatching. 	Coordination Council member agencies, Mobility Manager	Ongoing
3. Education and Compliance	<ul style="list-style-type: none"> Provide education and technical assistance for 5310 programs in regard to Federal and State compliance requirements and funding/training opportunities. 	Mobility Manager	Ongoing

6. Mobility Management

Mobility Management is an innovative regional approach to managing transportation resources in a coordinated service network, to increase mobility options and access to services primarily for the core populations served by the Federal Transit Administration's (FTA) section 5310 program. The FTA Section 5310 program, Enhanced Mobility of Seniors and Individuals with Disabilities, is designed to meet the mobility needs of these populations as it is recognized that these populations' transportation needs often are not met by conventional automobile or public transportation as they sometimes require specialized assistance in order to access services. Mobility Management leads in managing agency-specific transportation to achieve a more efficient and potentially cost-effective service delivery system. The goal is a cooperative approach between local transit service providers and their communities resulting in better services provided to meet the needs of seniors and individuals with disabilities.

WACOG's Mobility Management Program

WACOG's Mobility Manager focuses on updating all current programs and identifying new programs, working towards coordinating communities with services and providers in order to achieve a more efficient transportation service delivery system. The Mobility Manager works towards cultivating partnerships and multi-agency relationships to facilitate rides for seniors and persons with disabilities; coordinating community-wide networking and coordination meetings; managing the regional transportation coordination plan; and providing technical assistance and resources for partners in the WACOG region. La Paz and Mohave Counties encompass 18,100 square miles of rural western Arizona. Many of the very rural areas have little or no transportation services, which includes all six of our tribal reservations.

Through a coordinated effort, Mobility Management and transit agencies in the WACOG region seek to:

- Address movement of seniors and persons with disabilities
- Improve the effectiveness, efficiency, and quality of the travel services being delivered
- Designs and promotes transit-oriented development, livable and sustainable communities
- Collect and distribute information for available resources within the region
- Identify and address gaps in service

Coordination with the WACOG [Area Agency on Aging](#) (AAA) includes working with the AAA senior transportation program through supporting, enhancing and strengthening provider operational, technical and financial capabilities. The AAA program also collaborates with other non-contractual partners to identify, create, and implement services addressing the transportation needs of the growing senior population in various population centers.

7. WACOG's Transit Providers

This document serves to identify and describe each of the agencies and organizations in the WACOG Region IV planning region that receive Federal Transportation Authority (FTA) funding through the Arizona Department of Transportation (ADOT).

Public Transit Agency: (5307)	Site Location	Page Number:
Bullhead Area Transit (BATS)	Bullhead City, Mohave County BHCMPO	22
Lake Havasu City Transit	Lake Havasu City, Mohave County LHMPO	23
Public Transit Agency: (5311)	Site Location	Page Number:
Kingman Area Regional Transit (KART)	Kingman, Mohave County	24
Camel Express - Town of Quartzsite	Quartzsite, La Paz County	25
Hualapai Transit (Hwal'Bay Transit)	Peach Springs, Mohave County	26
Kaibab Band of Paiute Indians (5311c)	Fredonia-Colorado City, Mohave County	27
Coordinated Mobility Providers (5310)	Site Location	Page Number:
Hualapai Tribe-Health Department	Peach Springs, Mohave County	28
La Paz Health Department	Parker, La Paz County	29
NAU-Senior Companion Program	Mohave County & La Paz County	30
Nazcare, Inc	Bullhead City, Mohave County	31
New Horizons Center for People w/Special Needs	Lake Havasu City, Mohave County LHMPO	32
New Horizons Disability Empowerment Center	Prescott Valley Serving Mohave County	33
Parker Senior Center	Parker, La Paz County	34
Rise, Inc.	Mesa Serving Mohave County	35
The ARC of Mohave County	Kingman, Mohave County	36





Bullhead Area Transit System Bullhead City, Mohave County

Who We Are

Bullhead Area Transit provides essential 5307 public transportation services to the local community with a combination of paratransit service for the medically qualified and seniors as well as four fixed routes with 72 bus stops strategically located throughout Bullhead City.

Bullhead Area Transit regularly participates in regional coordination efforts. Primary goals are to improve operating efficiencies, become the transportation of choice in the local community, and fill gaps in service by coordinating with other local transportation and human services agencies when possible.

What We Offer

Bullhead Area Transit is an integral component of the local economy since its services are utilized primarily to access jobs, shopping, medical services, recreation, and other activities within the service area.

Service is provided six days a week, Monday through Friday from 6 AM to 7 PM and Saturdays from 7 AM to 3 PM.

For more information, contact:
Bullhead Area Transit System Dispatch Office
2355 Trane Road, Bullhead City AZ. 86442
transit3@bullheadcity.com
(928) 704-2287

To provide safe, efficient, and accessible transportation, enhancing the livability of the community, and serving as a vital component of the local economy.



LAKE HAVASU CITY PUBLIC TRANSIT LAKE HAVASU CITY LIMITS

LHC Direct

Lake Havasu City Transit provides a unique solution when it comes to delivering public transportation. The Transit Division has developed a dynamic demand response service that fulfills both a Microtransit and Paratransit need for the community.

Service Area is provided in
Lake Havasu City Limits
Monday – Friday
6:30 am to 5:00 pm

For more information, contact:
Phone Number 928-453-7600
Website www.lhctransit.org

To deliver safe, professional, and accessible public transportation
that meets the needs of Lake Havasu City's residents and visitors.



KART

Kingman Area Regional Transit Kingman and the Greater Kingman-Butler Area

Who We Are

Kingman Area Regional Transit (KART) is a 5311 federal grant and municipally funded rural public transit service in Kingman and the Greater Kingman-Butler area.

What We Offer

KART offers four deviated fixed routes that meet hourly at the Wal-Mart transfer center. Several stops along each route are conveniently located near various shopping centers, parks and recreation, a senior center, doctors' offices, and Mohave Community College to make it easier for residents and tourists to get where they want to go.

In addition to our fixed routes, KART offers Curb-to-Curb service, which is provided as a deviation (up to ¼ mile) of the fixed route. Pre-registration is required. For more information visit our website, cityofkingman.gov or call us at (928) 681-7433.

When

Blue & Red Routes: Monday – Friday, 6:00 AM to 6:00 PM

Green & Yellow Routes: Monday – Friday, 6:00 AM to 8:00 PM

All routes operate on Saturday, 9:00 AM to 4:00 PM

There is no service on Sundays or holidays that are observed by the City of Kingman

For more information, contact:

Sheri Furr, Public Transit Superintendent
3700 E. Andy Devine Ave., Kingman, AZ 86401
sfurr@cityofkingman.gov
(928) 692-3103
Dispatch Office: (928) 681-7433

"To provide public transportation services which meet the needs of residents and visitors for mobility within the community"



TOWN OF QUARTZSITE
QUARTZSITE, BLYTHE,
EHRENBURG, PARKER,
LAKE HAVASU CITY, AND
YUMA

465 N Plymouth Ave, Quartzsite AZ
Medical appointments, grocery stores,
pharmacies, senior centers, community centers,
etc.

Monday – Friday 8:30am – 4:15pm
Blythe/Ehrenberg 2nd & 4th Wednesdays
Parker 2nd, 3rd, & 4th Tuesdays, 1st & 3rd
Wednesdays
Lake Havasu City 2nd & 4th Thursdays
Yuma 1st & 3rd Thursdays

For more information, contact:
transitmanager@quartzsiteaz.org, 928-927-4333 x800

*The Town of Quartzsite will provide to its residents and visitors clean,
accessible, reliable, efficient, and safe public transportation services locally
and regionally.*



HUALAPAI TRANSIT NORTHERN MOHAVE COUNTY, ARIZONA

Located on the Hualapai Reservation in the town of
Peach Springs, Arizona
Various Commuter Routes, Community Circulator Route,
Shopping Routes, School Tripper Routes are Operated
Commuter Routes are Operated 7 Days a Week Including
Holidays, Community Routes M-F 07:00 - 19:00, Shopper Routes
on Wednesday and Saturday, Tripper Routes as Needed
Communities Serviced: Peach Springs, Kingman, Seligman,
Butler, Valle Vista, Hackberry, Valentine, Truxton, and Other
Unincorporated Areas of Northern Mohave County, Arizona

For More Information Contact:
Ernie Wright
928-769-6090

Hualapai Transit will provide safe, reliable, friendly and affordable
transportation services to meet the mobility needs of the Hualapai
Community and surrounding areas while pursuing sustainable
development and facilitating the cultural missions of the Peach Springs
Community



KAIBAB BAND OF PAIUTE INDIANS KAIBAB INDIAN RESERVATION, MOHAVE COUNTY, ARIZONA

Transit Services Offered

The Kaibab Band of Paiute Indians provides on-demand transit service to members of the Tribe who live on the Reservation and surrounding areas. The Reservation is approximately 60 miles from St. George, Utah, which is the closest city to access shopping, dialysis, cancer, or other life-saving medical treatments. Normal service hours are Monday – Friday from 8:00 am to 5:00 pm. Special arrangements can be made for times outside of normal business hours.

Most of our transit services are provided for medical purposes, with some appointments being as far away as Las Vegas, Nevada and Phoenix, Arizona. We provide transportation to shopping, dental care, social activities, tribal ceremonies, and other activities to the elderly and disabled within our community.

For more information, contact:
Laura Rae Savala, Director
Community Health Representative
928-643-7245

Or visit our websites listed below
The Tribe's website is:
www.kaibabpaiute-nsn.gov/

The Community Health Representative (CHR) Department is:
www.kaibabpaiute-nsn.gov/CHR.html

The Kaibab Band of Paiute Indians seeks to provide dependable, quality, and responsive transportation services to its members and the community to promote healthy living on the Reservation.



HUALAPAI TRIBE HEALTH, EDUCATION AND WELLNESS TRANSPORTATION PEACH SPRINGS, MOHAVE COUNTY

WHO WE ARE

The Hualapai Tribe is located in Northwestern Arizona and encompasses about one million acres along 108 miles of the Grand Canyon and Colorado River. The total population of the Hualapai Reservation is about 1821 of whom 1236 are tribal members. Total tribal membership, including members not residing on the reservation, is approximately 2393. The closest full-service community is Kingman, Arizona located 55 miles west of Peach Springs on historic Route 66.

WHAT WE OFFER

Transportation for the elderly has been in place since the 1980s. Non-emergency medical transportation has been in place since 2004 and both are sustained by the Hualapai Tribe, Grants and AHCCCS. The service area is within the Hualapai Indian Reservation. Clients are taken anywhere in Arizona and even as far north as Las Vegas as far east as Holbrook, depending on the need, and as far south as Phoenix. Service is available from 4 am to 8 pm, Monday through Friday, Saturday is dialysis only. Dialysis clients and requests for medical transport take top priority. There are a total of seven to ten drivers for medical transportation. Transportation schedules are based on the needs of each individual and are primarily on demand. However, the dialysis transports are usually fixed on day and time unless a request is made by the client or provider.

As resources allow, transports are done for shopping and other human resource needs. A fee of \$10 per 100 miles per client is charged for these transports.

Identified unmet needs include transportation for non-medical transports such as for shopping, food and nutrition, job training, social, recreational, human services, and education.

For more information, contact:
The Hualapai Health, Education, and Wellness
Transportation Program
928-769-4188 or
928-769-2207 Ext. 225

To provide transportation services for the Hualapai community members in a comfortable, reliable and safe manner.



LA PAZ COUNTY HEALTH DEPARTMENT TRANSIT PARKER, LA PAZ COUNTY

The La Paz County Health Department administers the operation of La Paz County Transit, a program that was developed to provide low or no-cost accessible transportation to the elderly and disabled population.

La Paz County Transit is in Parker, Arizona, and serves the majority of the County, including areas over 60 miles away from our facility. We service communities such as Bouse, Brenda, Wenden, Salome, and Ehrenberg, which are extremely rural.

Based on the transportation needs of our elderly clients, coupled with our extreme climate in the summer, we are a door-to-door service.

Most of our clients use our services for trips to medical appointments, pharmacy, food bank, grocery shopping, banking, and social activities.

We occasionally have special needs clients that we transport to non-emergency medical specialty appointments.

Base operations, Monday through Thursday from 7 am to 4 pm. Flexibility of hours according to need and driver availability. Other hours occasionally for non-emergency medical appointments. Reservations must be made at least 24 hours in advance to book a ride.

For more information contact:
La Paz County Health Department Transit
Tiffany Dunlap
1112 Joshua Avenue #206
Parker AZ 85344
(928) 669-6155 Fax (928) 669-6703

'La Paz County Transit is dedicated to providing safe, affordable, and convenient transportation, focusing on the transportation needs of our elderly and disabled residents'



Center for Service
and Volunteerism



AmeriCorps
Seniors

CENTER FOR SERVICE &
VOLUNTEERISM
SENIOR COMPANION
PROGRAM
LA PAZ & MOHAVE
COUNTIES

Medical appointments, shopping, personal errands,
educational events, and community events.

Typical service hours are M-F; 8 am – 5 pm
Special evening and weekend trips available with prior approval

Volunteer drivers transport clients in the drivers' personal
vehicles on a set schedule.

For more information, contact:
Vicki Nelson

Vicki.Nelson@NAU.edu or 928-715-2200

The NAU Center for Service & Volunteerism enriches lives and
improves communities through service and volunteerism.



NAZCARE, INC.
KINGMAN & BULLHEAD
CITY

1610 Riverview Dr, #9, Bullhead City, AZ
4550 N Bank St, #A, Kingman, AZ

Monday- Friday 10am-4pm

For more information, contact:
928.442.9205

Our mission is to provide quality wellness services to individuals and families with mental, co-occurring, and substance use disorders in order to promote recovery and wellness.



NEW HORIZONS CENTER FOR PEOPLE WITH SPECIAL NEEDS

2045 MOYO DR.
LAKE HAVASU CITY, AZ 86403
MOHAVE COUNTY

**OUR MISSION: TO EMPOWER PEOPLE WITH LIFELONG DISABILITIES
TO ENJOY LIFE BY PROMOTING ABILITIES AND RESPECTING
CHOICES**

WHO WE ARE

New Horizons Center for People with Special Needs is a non-profit organization that provides services to people with intellectual disabilities.

WHAT SERVICES WE PROVIDE

We provide: Day Treatment Activities, Residential Group Homes, Independent Living, Group Supported Employment, Attendant Care, and Respite.


WHEN/WHERE

Services are provided 24 hours a day, 7 days a week, in Lake Havasu City.

TRANSPORTATION

We use our fleet of vehicles (buses, transits, SUVs, and modified vans) to transport our members to appointments, activities, work, Special Olympics, and community events. We also work with other organizations to coordinate transportation as needed.



 (928) 855-9392

 www.newhorizonslhcaz.org

 brussell@newhorizonsaz.org

 facebook.com/newhorizonslhcaz





NEW HORIZONS DISABILITY EMPOWERMENT CENTER SERVICE AREA

Prescott Valley Non- Emergency Medical Transportation

- Work
- School
- Shopping
- Doctors/ Prescriptions
- Social Activities

M-F/6am-5pm

Prescott, Prescott Valley, Prescott Country Club, Dewey, Humboldt, Mayer,
Spring Valley, Chino Valley, Cordes Lakes, Paulden, Williamson Valley,
Lake Havasu, Kingman, Bullhead City

For more information, contact:

Larry Laidler, Director of Transportation
llaidler@nhdec.org | 928- 775-8870

Darlene Golson, Assistant Executive Director
dgolson@nhdec.org | 928-772- 1266 ext. 101

“To assist all people with any disability across Northern Arizona to live the most independent, self-directed life possible while educating the general public on the needs and issues surrounding people with disabilities.”



PARKER COMMUNITY CENTER LA PAZ COUNTY

1115 12th St Parker, AZ 85344

Where to:

Doctor appointments, grocery store, donation pick up,
prescription fulfillment, lunch rides, and more

Monday - Friday 7:00 am – 5:00 pm

For more information, contact:

Parker Community Center

(928)669-9514

1115 12th St Parker, AZ 85344

The Parker Community Center exists to coordinate existing senior nutrition activities and stimulate new programs of companionships and recreation for older Americans in La Paz County and to encourage older Americans to use their abilities and talents for full rewarding, independent active lives.



RISE SERVICES

Who We Are

RISE is an innovative Human Services Network originally established in 1987 providing services to adults with developmental disabilities. Everything we offer is individually tailored to the needs, skills and personality of our individuals.

What We Offer

In the area of employment, our amazing team of professionals help adults with developmental disabilities find employment that fits their skills, preferences, and schedules. Our staff acts as an advocate working with local employers to find, or even create suitable employment opportunities.

Where

RISE provides services in Maricopa, Yuma, Pinal, Pima, Mohave, Cochise, Graham, Apache and Navajo Counties.

Agency Main Location:

**387 Lake Havasu Ave S, #102,
Lake Havasu City, AZ 86403**

For more information, contact:

**Eliana Parra, (480)249-7049
eliana@riseservicesinc.org**

CREATING OPPORTUNITIES FOR AND WITH PEOPLE!



KINGMAN, VALLE VISTA,
GOLDEN VALLEY. PARTNERED
WITH NEW HORIZON FOR
BULLHEAD CITY & FORT
MOHAVE

Group Supported Employment Program
2050 Airway Ave., Kingman, AZ 86409
Monday – Friday / 9AM-3PM

Adult Developmental Day Program
1755 Airway Ave., Kingman, AZ 86409
Monday – Friday / 8:30AM-3:30PM

For more information, contact:
Michael Suchowierski
2050 Airway Ave., Kingman, AZ 86409
928-757-4858

Our mission is to promote and incite growth for adults with
intellectual and developmental disabilities as a result of personal
preference, action, instruction, and inclusion.

8. New Programs

The Agencies and Tribes listed below have indicated they would like to participate in the regional transportation coordination efforts and will be applying for funding, in either 5310 or/and 5311 programs in 2025 &/or 2026. Each program or agency has attended at least one Coordinated Council meeting in 2023 -2024.

<i>New Potential Providers</i>	<i>Location</i>	<i>Comments</i>

9. Regional Operating Statistics

AGENCY	# VEHICLES	ANNUAL MILEAGE	ANNUAL TRIPS	ANNUAL HOURS	ANNUAL RIDERSHIP
Bullhead Area Transit	N/P	N/P	N/P	N/P	N/P
Lake Havasu City Transit	6	13,298	1,830	1,173	1,197
Total (5307 Programs)	6	13,298	1,830	1,173	1,197
Camel Express	5	36,254	5,759	2,527	3,011
Hualapai (Hual/Bay) Transit	N/P	N/P	N/P	N/P	N/P
Kingman Area Transit	15	188,498	81,945	14,283	N/P
Kaibab Band of Paiute Indians (5311c)	10	56,663	3,222	3,684	95
Total (5311 Programs)	30	281,415	90,926	20,494	3,106
Hualapai Tribe-Health Department	12	230,714	4,961	9,024	2642
La Paz Health Department	6	45,817	4,843	2,342	1,340
Senior Companion Program (NAU)	0	30,149	2,961	4,083	838
NAZCARE	6	111,285	16,073	23,623	16,073
New Horizons Center for People w/Special needs	23	104,472	32,106	14,703	18,249
New Horizons Disability Empowerment Center	7	66,421	4,238	2,214	786
Parker Senior Center	6	3,879	188	187	164
RISE, Inc.	13	N/P	N/P	N/P	N/P
The ARC of Mohave County	8	66,140	9,502	2,641	5,813
Total (5310 Programs)	81	658,877	74,872	58,817	45,905
REGIONAL TOTAL	117	953,590	167,628	80,484	50,208

Note: These numbers reported by service providers and were not verified by WACOG.

N/A – Not applicable (new program - data not collected for FY2018-2019), N/P – Information not provided.

10. Federal Mandate Discussion

During our regularly scheduled bi-monthly Coordinated Council meetings, communications from the WACOG Mobility Manager, and our grant writing/management workshops, eligibility requirements for agencies to receive federal funding through ADOTs 5300 programs were presented and discussed.

Eligibility requirements are:

- Provided service to seniors (65 years and over) and/or persons with disabilities of all ages.
 - Agencies may transport to a broader range of clientele, but the focus of the program is transporting seniors and/or individuals who have disabilities.
- Participate in creation/update WACOG's Coordination Plan
- Provide the required information:
 - Four-year planning documents
 - Overview of agency's program and activities
 - Vehicle Inventory
 - Data Collection Sheets
- Participate in Coordinated Council meetings:
 - February, April, June, August, October, December
 - Agendas and Minutes are available at: www.wacog.com

Annual project request amendment process:

Project requests for 5310 grant funding must be included in the Regional Transportation Coordination Plan updated annually to be considered by ADOT. This amendment process has been created to ensure a fair and public process for all in the WACOG region.

Amendment requests to the Transportation Coordination Plan require notice and opportunities for citizens and agencies to obtain information about the project proposal, raise concerns and provide objections or support. For that reason, the annual update process is made known through an announcement at the August Coordinated Council meeting to all programs prior to the start of the update. A draft of the plan will be presented to the Coordinated Council at the October Coordinated Council meeting. This is the Council's opportunity to review, amend and approve the plan.

Due to the FTA requirement for public notice and involvement, all project amendment requests must be received and approved by the Coordinated Council no later than one week after the October Coordinated Council meeting in order to allow for the required 45-day public review period. If a project amendment request is submitted to the Mobility Manager prior to the October deadline, approval/denial of the amendment will be obtained through email notification to all Coordinated Council members and a request for an email vote. New project proposals submitted after the October meeting will be ranked at the bottom of the project ranking list to ensure that other project requests are not unfairly moved down in ranking by a late project request. Amended project proposals will be ranked the same as the original proposal unless the amendment changes the proposal amount by more than \$10,000. If the amended project proposal changes the amount by more than \$10,000, it will be treated as a new project proposal.

11. Prior Year Awards

*Prior year awards can be found in the previous Coordination Plan: WACOG Transportation Coordination Plan which can be found on the WACOG Website - <https://www.wacog.com/mobility-transit/> or a copy can be requested by emailing Felicia Mondragon, WACOG Mobility Manager feliciam@wacog.com



Coordinated Mobility Program - Section 5310 FY2023 - Preliminary Awards

Rural Capital 2023							
Applicant	Agency Priority	Project Type	Project Status	Project Description	Total Project Cost	Local Share & Admin Fee	FTA Share
Hualapai Health Education and Wellness	1	Capital	Replacement	MiniVan W/Ramp	\$89,582	\$17,916	\$71,666
New Horizons Disability Empowerment Center	2	Capital	Continuation	Prevenative Maintenance	\$60,250	\$12,050	\$48,200
RISE Services	4	Capital	New	Prevenative Maintenance	\$60,938	\$12,188	\$48,750
Mohave County Association for Retarded Citizens	2	Capital	Continuation	Prevenative Maintenance	\$8,300	\$1,660	\$6,640
WACOG Rural - Total Capital					\$219,070	\$43,814	\$175,256
Rural Operating 2023							
Applicant	Agency Priority	Project Type	Project Status	Project Description	Total Project Cost	Local Share	FTA Share
Arizona Board of Regents for and on behalf of NA	1	Operating	Continuation	Operating Funds	\$40,000	\$20,000	\$20,000
New Horizons Disability Empowerment Center	1	Operating	Continuation	Operating Funds	\$126,000	\$63,000	\$63,000
WACOG Rural - Total Operating					\$166,000	\$83,000	\$83,000
Rural - Mobility Management 2023							
Applicant	Agency Priority	Project Type	Project Status	Project Description	Total Project Cost	Local Share	FTA Share
WACOG - Rural	1	Capital	Continuation	Mobility Management Rural	\$62,500	\$12,500	\$50,000
Mobility Management Total					\$62,500	\$12,500	\$50,000
			Total Rural		\$447,570		
Small Urban - Capital 2023							
Applicant	Agency Priority	Project Type	Project Status	Project Description	Total Project Cost	Local Share	FTA Share
New Horizons Center for People with Special Needs	4	Capital	Continuation	Prevenative Maintenance	\$50,000	\$10,000	\$40,000
New Horizons Center for People with Special Needs	1	Capital	Expansion	MaxiVan With Lift (11 passenger)	\$91,858	\$18,372	\$73,486
New Horizons Center for People with Special Needs	2	Capital	Expansion	4x4 SUV	\$54,381	\$10,876	\$43,505
New Horizons Center for People with Special Needs	3	Capital	Expansion	MiniVan No Ramp	\$89,582	\$17,916	\$71,666
WACOG Small Urban - Total Capital					\$285,821	\$57,164	\$228,657
Small Urban - Mobility Management 2023							
Applicant	Agency Priority	Project Type	Project Status	Project Description	Total Project Cost	Local Share	FTA Share
WACOG - Small Urban	2	Capital	Continuation	Mobility Management Small Urban	\$71,750	\$14,350	\$57,400
Mobility Management Total					\$71,750	\$14,350	\$57,400
			Total Small Urban		\$357,571		



**Coordinated Mobility Program - Section 5310
FY2024 - Preliminary Awards**

Rural Capital 2024

Applicant	Agency Priority	Project Type	Project Status	Project Description	Total Project Cost	Local Share & Admin Fee	FTA Share
Hualapai Health Education and Wellness	4	Capital	Continuation	Preventative Maintenance	\$5,000.00	\$1,000.00	\$4,000.00
Hualapai Health Education and Wellness	1	Capital	Replacement	MiniVan W/Ramp	\$107,484.00	\$21,496.80	\$85,987.20
Hualapai Health Education and Wellness	2	Capital	Replacement	MiniVan No Ramp	\$107,484.00	\$21,497.00	\$85,987.00
New Horizons Disability Empowerment Center	4	Capital	Continuation	Preventative Maintenance	\$5,096.67	\$1,019.34	\$4,077.33
New Horizons Disability Empowerment Center	1	Capital	Replacement	MaxiVan With Lift (11 passenger)	\$35,828.00	\$7,165.50	\$28,662.40
RISE Services	2	Capital	Continuation	Preventative Maintenance	\$3,125.00	\$625.00	\$2,500.00
Mohave County Association for Retarded Citizens	2	Capital	Continuation	Preventative Maintenance	\$8,300.00	\$1,660.00	\$6,640.00
WACOG Rural - Total Capital					\$272,317.67	\$54,463.64	\$217,853.93

Rural Operating 2024

Applicant	Agency Priority	Project Type	Project Status	Project Description	Total Project Cost	Local Share	FTA Share
Arizona Board of Regents for and on behalf of NA	\$1.00	Operating	Continuation	Operating Funds	\$7,579.66	\$3,789.83	\$3,789.83
New Horizons Disability Empowerment Center	\$3.00	Operating	Continuation	Operating Funds	\$42,000.00	\$21,000.00	\$21,000.00
WACOG Rural - Total Operating					\$49,579.66	\$24,789.83	\$24,789.83

Rural - Mobility Management 2024

Applicant	Agency Priority	Project Type	Project Status	Project Description	Total Project Cost	Local Share	FTA Share
WACOG - Rural	1	Capital	Continuation	Mobility Management Rural	\$32,875.00	\$16,437.50	\$16,437.50
Mobility Management Total					\$32,875.00	\$16,437.50	\$16,437.50
Total Rural						\$354,772.33	

Small Urban - Capital 2024

Applicant	Agency Priority	Project Type	Project Status	Project Description	Total Project Cost	Local Share	FTA Share
New Horizons Center for People with Special Needs	4	Capital	Continuation	Preventative Maintenance	\$12,500.00	\$2,500.00	\$10,000.00
New Horizons Center for People with Special Needs	1	Capital	Replacement	MaxiVan With Lift (11 passenger)	\$110,300.00	\$22,060.00	\$88,240.00
New Horizons Center for People with Special Needs	2	Capital	Replacement	Cutaway with Lift (9 passenger)	\$149,702.00	\$29,940.40	\$119,761.60
New Horizons Disability Empowerment Center	4	Capital	Continuation	Preventative Maintenance	\$10,193.34	\$2,038.68	\$8,154.66
New Horizons Disability Empowerment Center	1	Capital	Replacement	MaxiVan With Lift (11 passenger)	\$71,656.00	\$14,331.20	\$57,324.80
RISE Services	1	Capital	Continuation	Preventative Maintenance	\$3,125.00	\$625.00	\$2,500.00
WACOG Small Urban - Total Capital					\$357,476.34	\$71,495.28	\$285,981.06

Small Urban Operating 2024

Applicant	Agency Priority	Project Type	Project Status	Project Description	Total Project Cost	Local Share	FTA Share
Arizona Board of Regents for and on behalf of NA	1	Operating	Continuation	Operating Funds	\$15,159.34	\$7,579.67	\$7,579.67
New Horizons Disability Empowerment Center	1	Operating	Continuation	Operating Funds	\$84,000.00	\$42,000.00	\$42,000.00
WACOG Small Urban - Total Operating					\$99,159.34	\$49,579.67	\$49,579.67

Small Urban - Mobility Management 2024

Applicant	Agency Priority	Project Type	Project Status	Project Description	Total Project Cost	Local Share	FTA Share
WACOG - Small Urban	2	Capital	Continuation	Mobility Management Small Urban	\$104,625.00	\$30,787.00	\$73,838.00
Mobility Management Total					\$104,625.00	\$30,787.00	\$73,838.00
Total Small Urban						\$561,260.68	

12. Proposed Regional Projects

**Due to Buy America requirements there may not be Non-Accessible vehicle options on the ADOT contract for agencies to purchase a Minivan no Ramp or MaxiVan no Lift. If that is the case then agencies who planned on applying for one of those vehicles will then apply for the accessible version of the vehicle they planned on. I.e. Minivan with Ramp instead of Minivan no Ramp.*



Coordinated Mobility Program - Section 5310 FY2025 - Proposed Project Requests

Rural Capital 2025

Applicant	Agency Priority	Project Type	Project Status	Project Description	Total Project Cost	Local Share & Admin Fee	FTA Share
Hualapai Tribe Health, Education & Wellness	1	Capital	replacement	Minivan with Ramp (7 passenger)	\$86,366	\$19,001	\$67,365
Hualapai Tribe Health, Education & Wellness	2	Capital	replacement	Minivan with Ramp (7 passenger)	\$86,366	\$19,001	\$67,365
Hualapai Tribe Health, Education & Wellness	3	Capital	New	Capital Preventative Maintenance	\$10,000	\$2,000	\$8,000
La Paz County Health/Transit	2	Capital	replacement	Minivan with Ramp (7 passenger)	\$86,366	\$19,001	\$67,365
NAZCARE	1	Capital	replacement	Minivan with Ramp (7 passenger)	\$86,366	\$19,001	\$67,365
New Horizons Disability Empowerment Center	2	Capital	Continuation	Capital Preventative Maintenance	\$65,000	\$13,000	\$52,000
New Horizons Disability Empowerment Center	3	Capital	replacement	Cutaway with Lift (9 passenger)	\$144,953	\$31,890	\$113,063
Rise, INC	2	Capital	Continuation	Capital Preventative Maintenance	\$20,000	\$4,000	\$16,000
Mohave County Association for Retarded Citizens	1	Capital	Continuation	Capital Preventative Maintenance	\$8,300	\$1,660	\$6,640
WACOG Rural - Total Capital					\$593,717	\$128,553	\$465,164

Rural Operating 2025

Applicant	Agency Priority	Project Type	Project Status	Project Description	Total Project Cost	Local Share	FTA Share
Hualapai Tribe Health, Education & Wellness	4	Operating	New	Operating Funds	\$30,000	\$15,000	\$15,000
La Paz County Health/Transit	1	Operating	New	Operating Funds	\$30,000	\$15,000	\$15,000
New Horizons Disability Empowerment Center	1	Operating	Continuation	Operating Funds	\$130,000	\$65,000	\$65,000
WACOG Rural - Total Operating					\$190,000	\$95,000	\$95,000

Rural - Mobility Management 2025

Applicant	Agency Priority	Project Type	Project Status	Project Description	Total Project Cost	Local Share	FTA Share
WACOG - Rural	1	Capital	Continuation	Mobility Management Rural	\$45,833	\$9,167	\$36,667
Mobility Management Total					\$45,833	\$9,167	\$36,667

Total Rural \$829,550

Small Urban - Capital 2025

Applicant	Agency Priority	Project Type	Project Status	Project Description	Total Project Cost	Local Share	FTA Share
New Horizons Center For People With Special Needs	1	Capital	replacement	Minivan with Ramp (7 passenger)	\$86,366	\$19,001	\$67,365
New Horizons Center For People With Special Needs	2	Capital	replacement	Minivan with Ramp (7 passenger)	\$86,366	\$19,001	\$67,365
New Horizons Center For People With Special Needs	3	Capital	replacement	Minivan with Ramp (7 passenger)	\$86,366	\$19,001	\$67,365
New Horizons Center For People With Special Needs	4	Capital	replacement	Cutaway with Lift (9 passenger)	\$166,011	\$50,049	\$115,962
New Horizons Center For People With Special Needs	5	Capital	Continuation	Capital Preventative Maintenance	\$25,000	\$5,000	\$20,000
Rise, INC	1	Capital	Continuation	Capital Preventative Maintenance	\$20,000	\$4,000	\$16,000
WACOG Small Urban - Total Capital					\$470,109	\$116,052	\$354,057

Small Urban - Operating 2025

Applicant	Agency Priority	Project Type	Project Status	Project Description	Total Project Cost	Local Share	FTA Share
Arizona Board of Regents for and on behalf of NAU (C	1	Operating	Continuation	Operating Funds	\$45,000	\$22,500	\$22,500
WACOG Small Urban - Total Operating					\$45,000	\$22,500	\$22,500

Small Urban - Mobility Management 2025

Applicant	Agency Priority	Project Type	Project Status	Project Description	Total Project Cost	Local Share	FTA Share
WACOG - Small Urban	2	Capital	Continuation	Mobility Management Small Urban	\$91,667	\$18,333	\$73,333
Mobility Management Total					\$91,667	\$18,333	\$73,333

Total Small Urban \$606,776

WACOG Region Total \$1,436,326



**Coordinated Mobility Program - Section 5310
FY2026 - Proposed Project Requests**

Rural Capital 2026

Applicant	Agency Priority	Project Type	Project Status	Project Description	Total Project Cost	Local Share & Admin Fee	FTA Share
Hualapai Tribe Health, Education & Wellness	1	Capital	replacement	Minivan with Ramp (7 passenger)	\$86,366	\$19,001	\$67,365
Hualapai Tribe Health, Education & Wellness	2	Capital	Continuation	Capital Preventative Maintenance	\$10,000	\$2,000	\$8,000
New Horizons Disability Empowerment Center	2	Capital	Continuation	Capital Preventative Maintenance	\$62,000	\$12,400	\$49,600
New Horizons Disability Empowerment Center	3	Capital	replacement	Minivan with Ramp (7 passenger)	\$86,366	\$19,001	\$67,365
Rise, INC	2	Capital	Continuation	Capital Preventative Maintenance	\$20,000	\$4,000	\$16,000
Mohave County Association for Retarded Citizens	1	Capital	replacement	Cutaway with Lift (14 passenger)	\$168,062	\$36,974	\$131,088
Mohave County Association for Retarded Citizens	2	Capital	Continuation	Capital Preventative Maintenance	\$8,300	\$1,660	\$6,640
WACOG Rural - Total Capital					\$441,094	\$95,035	\$346,059

Rural Operating 2026

Applicant	Agency Priority	Project Type	Project Status	Project Description	Total Project Cost	Local Share	FTA Share
Hualapai Tribe Health, Education & Wellness	3	Operating	Continuation	Operating Funds	\$30,000	\$15,000	\$15,000
La Paz County Health/Transit	1	Operating	New	Operating Funds	\$30,000	\$15,000	\$15,000
New Horizons Disability Empowerment Center	1	Operating	Continuation	Operating Funds	\$140,000	\$70,000	\$70,000
WACOG Rural - Total Operating					\$200,000	\$100,000	\$100,000

Rural - Mobility Management 2026

Applicant	Agency Priority	Project Type	Project Status	Project Description	Total Project Cost	Local Share	FTA Share
WACOG - Rural	1	Capital	Continuation	Mobility Management Rural	\$45,833	\$9,167	\$36,667
Mobility Management Total					\$45,833	\$9,167	\$36,667
Total Rural					\$686,927		

Small Urban - Capital 2026

Applicant	Agency Priority	Project Type	Project Status	Project Description	Total Project Cost	Local Share	FTA Share
New Horizons Center For People With Special Needs	1	Capital	replacement	Minivan with Ramp (7 passenger)	\$86,366	\$19,001	\$67,365
New Horizons Center For People With Special Needs	2	Capital	replacement	Cutaway with Lift (9 passenger)	\$166,011	\$50,049	\$115,962
New Horizons Center For People With Special Needs	3	Capital	replacement	Minivan with Ramp (7 passenger)	\$86,366	\$19,001	\$67,365
New Horizons Center For People With Special Needs	4	Capital	Continuation	Capital Preventative Maintenance	\$25,000	\$5,000	\$20,000
Rise, INC	1	Capital	Continuation	Capital Preventative Maintenance	\$20,000	\$4,000	\$16,000
WACOG Small Urban - Total Capital					\$383,743	\$97,051	\$286,692

Small Urban - Operating 2026

Applicant	Agency Priority	Project Type	Project Status	Project Description	Total Project Cost	Local Share	FTA Share
Arizona Board of Regents for and on behalf of NAU (C	1	Operating	Continuation	Operating Funds	\$47,000	\$23,500	\$23,500
WACOG Small Urban - Total Operating					\$47,000	\$23,500	\$23,500

Small Urban - Mobility Management 2026

Applicant	Agency Priority	Project Type	Project Status	Project Description	Total Project Cost	Local Share	FTA Share
WACOG - Small Urban	2	Capital	Continuation	Mobility Management Small Urban	\$91,667	\$18,333	\$73,333
Mobility Management Total					\$91,667	\$18,333	\$73,333
Total Small Urban					\$522,410		

WACOG RegionTotal **\$1,209,337**

Rural - Mobility Management 2027

Applicant	Agency Priority	Project Type	Project Status	Project Description	Total Project Cost	Local Share	FTA Share
WACOG - Rural	1	Capital	Continuation	Mobility Management Rural	\$45,833	\$9,167	\$36,667
Mobility Management Total					\$45,833	\$9,167	\$36,667

Small Urban - Mobility Management 2027

Applicant	Agency Priority	Project Type	Project Status	Project Description	Total Project Cost	Local Share	FTA Share
WACOG - Small Urban	2	Capital	Continuation	Mobility Management Small Urban	\$91,667	\$18,333	\$73,333
Mobility Management Total					\$91,667	\$18,333	\$73,333
Total Mobility Management					\$137,500		

*Vehicle project costs are estimates from previous years. Updated vehicle costs will be reflected on the preliminary awards.

Explanation of the Prioritization Process

Prioritization of projects in the WACOG region is done using a system developed by Statewide Mobility Management planning and ADOT guidance. This system uses the weights and evaluation focus that the ADOT Coordinated Mobility Program guidebook explains under Project Evaluation Criteria. The three main categories are:

- Project Management Criteria – 20%
- Coordination Criteria – 30%
- Project Specific Criteria – 50%

Prioritization of projects are done through a Regional Panel Review process. The panel is made up of the Regional Mobility Manager, and 2 or more Community Stakeholders who have knowledge of the 5310 program but are not current applicants. The following is a breakdown of the evaluation categories and subcategories with weights and the evaluation focus for each category.

Project Management: 20 points		
<i>Existing Applicants</i>		
<i>Criteria</i>	<i>Actual Points</i>	<i>Points Possible</i>
Current program subrecipients are on track to fulfill their ADOT Contractual Exhibit A scope requirements.		5
Submitting timely quarterly reports.		5
Applicants demonstrate that they have the capacity, knowledge, skills, and required resources to manage federal funds and equipment.		10
<i>New applicant</i>		
Applicant understands the capacity, knowledge, skills, and resources required to manage federal funds, equipment, and contractual requirements.		20

Coordination: 30 points		
<i>Existing Applicants</i>		
<i>Criteria</i>	<i>Actual Points</i>	<i>Points Possible</i>
Applicant is active in regional coordination efforts (trainings, meeting participation, and ongoing communication) and these efforts are demonstrated through by policies, local support, or other collaborative efforts. For example: through letters of support, agreements, referrals, funding, etc.		15
Attended 75% Coordinated meetings.		5
Coordination activities are documented within grant application & results are provided to Mobility Managers (quarterly reports, etc.)		10
<i>New applicant</i>		
Applicant is knowledgeable and active in regional coordination efforts (trainings, meeting participation, and ongoing communication).		30

Replacement Vehicles: 50 points		
Criteria	Actual Points	Points Possible
How is this vehicle being used? Does this align with the COG/MPO's Coordinated Plan? Is the vehicle filling an identified regional or service gap?		10
Year 1 - Current mileage of vehicle ADOT estimated useful life based on mileage: Cutaway with Lift: 400,000 - 1 point per 18,000 miles over 300,000 miles, up to 480,000 miles All others: 100,000 miles - 1 point per 10,000 miles over 80,000 miles, up to 180,000 miles		10
Year 2 - Forecast mileage based on Year 1 reported mileage amounts. Mileage divided by age of vehicle = average annual mileage		10
Age of vehicle replacing		10
Will this vehicle be ADA accessible? If so, receive 10 points.		10
Need based on maintaining regional fleet in state of good repair. Is the cost of maintaining the vehicle becoming a burden to the agency due to increased maintenance needs to keep the vehicle in a state of good repair?		10

New/Expansion Vehicles: 50 points		
Criteria	Actual Points	Points Possible
Does this project align with the COG/MPO's Coordinated Plan? Is the vehicle filling an identified regional or service gap?		10
Describe the need based on existing fleet capacity. Describe how the vehicle is needed to serve additional clients, expand to new service areas, or provide new or expanded services?		20
Is there staffing for operations and financial capacity for maintenance?		10
Will this vehicle be ADA accessible? If so, receive 10 points.		10

Other Capital - Preventative Maintenance: 50 points		
Criteria	Actual Points	Points Possible
Is the need clearly described in the applicant's application? Will the funding fulfill their need?		15
Applicant describes both the financial and service impact of receiving and not receiving these funds.		15
Does the applicant show the cost calculation for their funding request? Is the request for funding preventative a specific mechanical failure? If so, how does the applicant's cost to repair a mechanical failure of their vehicle(s) compare to replacing the vehicle(s)?		20

Operating: 50 points

Criteria	Actual Points	Points Possible
Does this project align with the COG/MPO's Coordinated Plan? Is the vehicle filling an identified regional or service gap?		10
Is this service available to the general public, while prioritizing seniors and individuals with disabilities?		10
Is this program equip with an accessible vehicle and able to provide ADA trips?		10
Applicant's program provides a cost-effective approach to address transportation gaps in the region. Cost effective measures can include but are not limited to: • Uses volunteer and other in-kind support • Utilizes other funding sources beyond Federal Transit Administration (FTA) programs for operations or capital • Other, please explain		10
Programs are scaled to ensure operational sustainability		10

Other Capital - Non-Intelligent Transportation System (ITS) Equipment: 50 points

Criteria	Actual Points	Points Possible
Is the need clearly described in the applicant's application? Will the funding fulfill their need?		15
Applicant describes both the financial and service impact of receiving/not receiving these funds.		15
Does the applicant show the cost calculation for their funding request?		20

Mobility Management: 50 points**Existing applicant**

Criteria	Actual Points	Points Possible
Does this project align with the COG/MPO's Coordinated Plan?		10
Applicant demonstrates an understanding of Mobility Management goals and planning principles.		15
Applicant has implemented or shown progress in implementing Mobility Management practices to share regional resources such as technology, training, equipment, service promotion, eligibility assessments, or other supports.		25

New applicants

Does this project align with the COG/MPO's Coordinated Plan?		25
Applicant demonstrates an understanding of Mobility Management goals and planning principles.		25

Intelligent Transportation System (ITS) Equipment: 50 points

Criteria	Actual Points	Points Possible
Is the need clearly described in the applicant's application? Will the funding fulfill their need?		20
Applicant describes both the financial and service impact of receiving/not receiving these funds.		10
Does the applicant show the cost calculation for their funding request?		10
Does the application recognize ongoing costs associated with the ITS project?		
Does the requested ITS equipment benefit other regional providers? Does the applicant's ITS plan align with the State's ITS Plan?		15

*See 5310 program guidebook for further explanation.

13. Regional Projects – Prioritization List



Coordinated Mobility Program - Section 5310 FY2025 - Regional Ranking of Project Requests

Rural Capital 2025

Applicant	Regional Priority	Regional Ranking	Agency Priority	Project Status	Project Description	Total Project Cost
Hualapai Tribe Health, Education & Wellness	3	86.2823	1	replacement	Minivan with Ramp (7 passenger)	\$86,366
Hualapai Tribe Health, Education & Wellness	1	89.9348	2	replacement	Minivan with Ramp (7 passenger)	\$86,366
Hualapai Tribe Health, Education & Wellness	5	80.0010	3	New	Capital Preventative Maintenance	\$10,000
La Paz County Health/Transit	8	56.0762	2	replacement	Minivan with Ramp (7 passenger)	\$86,366
NAZCARE	7	72.0000	1	replacement	Minivan with Ramp (7 passenger)	\$86,366
New Horizons Disability Empowerment Center	4	83.0000	2	Continuation	Capital Preventative Maintenance	\$65,000
New Horizons Disability Empowerment Center	6	74.0000	3	replacement	Cutaway with Lift (9 passenger)	\$144,953
Rise, INC	9	52.5000	2	Continuation	Capital Preventative Maintenance	\$20,000
Mohave County Association for Retarded Citizens	2	89.0000	1	Continuation	Capital Preventative Maintenance	\$8,300
WACOG Rural - Total Capital						\$593,717

Rural Operating 2025

Applicant	Regional Priority	Regional Ranking	Agency Priority	Project Status	Project Description	Total Project Cost
Hualapai Tribe Health, Education & Wellness	2	85.00	4	New	Operating Funds	\$30,000
La Paz County Health/Transit	3	64.50	1	New	Operating Funds	\$30,000
New Horizons Disability Empowerment Center	1	88.00	1	Continuation	Operating Funds	\$130,000
WACOG Rural - Total Operating						\$190,000

Rural Capital - Mobility Management 2025

Applicant	Regional Priority	Regional Ranking	Agency Priority	Project Status	Project Description	Total Project Cost
WACOG - Rural	1		1	Continuation	Mobility Management Rural	\$45,833
Mobility Management Total						\$45,833
Total Rural						\$829,550

Small Urban - Capital 2025

Applicant	Regional Priority	Regional Ranking	Agency Priority	Project Status	Project Description	Total Project Cost
New Horizons Center For People With Special Ne	5	69.5000	1	replacement	Minivan with Ramp (7 passenger)	\$86,366
New Horizons Center For People With Special Ne	2	73.9355	2	replacement	Minivan with Ramp (7 passenger)	\$86,366
New Horizons Center For People With Special Ne	3	72.6521	3	replacement	Minivan with Ramp (7 passenger)	\$86,366
New Horizons Center For People With Special Ne	4	65.5000	4	replacement	Cutaway with Lift (9 passenger)	\$166,011
New Horizons Center For People With Special Ne	1	80.5000	5	Continuation	Capital Preventative Maintenance	\$25,000
Rise, INC	6	52.5000	1	Continuation	Capital Preventative Maintenance	\$20,000
WACOG Small Urban - Total Capital						\$470,109

Small Urban- Operating 2025

Applicant	Regional Priority	Regional Ranking	Agency Priority	Project Status	Project Description	Total Project Cost
Arizona Board of Regents for and on behalf of NA	1	79.50	1	Continuation	Operating Funds	\$45,000
WACOG Small Urban - Total Operating						\$45,000

Small Urban Capital - Mobility Management 2025

Applicant	Regional Priority	Regional Ranking	Agency Priority	Project Status	Project Description	Total Project Cost
WACOG - Small Urban	1		2	Continuation	Mobility Management Small Urban	\$91,667
Mobility Management Total						\$91,667
Total Small Urban						\$606,776
WACOG Region Total						\$1,436,326



**Coordinated Mobility Program - Section 5310
FY2026 - Regional Ranking of Project Requests**

Rural Capital 2026

Applicant	Regional Priority	Regional Ranking	Agency Priority	Project Status	Project Description	Total Project Cost
Hualapai Tribe Health, Education & Wellness	5	71.2030	1	replacement	Minivan with Ramp (7 passenger)	\$86,366
Hualapai Tribe Health, Education & Wellness	1	90.0000	2	Continuation	Capital Preventative Maintenance	\$10,000
New Horizons Disability Empowerment Center	3	83.0000	2	Continuation	Capital Preventative Maintenance	\$62,000
New Horizons Disability Empowerment Center	4	72.0000	3	replacement	Minivan with Ramp (7 passenger)	\$86,366
Rise, INC	7	52.5000	2	Continuation	Capital Preventative Maintenance	\$20,000
Mohave County Association for Retarded Citizens	6	70.0000	1	replacement	Cutaway with Lift (14 passenger)	\$168,062
Mohave County Association for Retarded Citizens	2	89.0000	2	Continuation	Capital Preventative Maintenance	\$8,300
WACOG Rural - Total Capital						\$441,094

Rural Operating 2026

Applicant	Regional Priority	Regional Ranking	Agency Priority	Project Status	Project Description	Total Project Cost
Hualapai Tribe Health, Education & Wellness	1	90.00	3	Continuation	Operating Funds	\$30,000
La Paz County Health/Transit	3	64.50	1	New	Operating Funds	\$30,000
New Horizons Disability Empowerment Center	2	88.00	1	Continuation	Operating Funds	\$140,000
WACOG Rural - Total Operating						\$200,000

Rural Capital - Mobility Management 2026

Applicant	Regional Priority	Regional Ranking	Agency Priority	Project Status	Project Description	Total Project Cost
WACOG - Rural	1		1	Continuation	Mobility Management Rural	\$45,833
Mobility Management Total						\$45,833
Total Rural						\$686,927

Small Urban - Capital 2026

Applicant	Regional Priority	Regional Ranking	Agency Priority	Project Status	Project Description	Total Project Cost
New Horizons Center For People With Special Ne	4	71.3410	1	replacement	Minivan with Ramp (7 passenger)	\$86,366
New Horizons Center For People With Special Ne	3	73.1141	2	replacement	Cutaway with Lift (9 passenger)	\$166,011
New Horizons Center For People With Special Ne	2	74.0910	3	replacement	Minivan with Ramp (7 passenger)	\$86,366
New Horizons Center For People With Special Ne	1	80.5000	4	Continuation	Capital Preventative Maintenance	\$25,000
Rise, INC	5	52.5000	1	Continuation	Capital Preventative Maintenance	\$20,000
WACOG Small Urban - Total Capital						\$383,743

Small Urban- Operating 2026

Applicant	Regional Priority	Regional Ranking	Agency Priority	Project Status	Project Description	Total Project Cost
Arizona Board of Regents for and on behalf of NA	1	79.50	1	Continuation	Operating Funds	\$47,000
WACOG Small Urban - Total Operating						\$47,000

Small Urban Capital - Mobility Management 2026

Applicant	Regional Priority	Regional Ranking	Agency Priority	Project Status	Project Description	Total Project Cost
WACOG - Small Urban	1		2	Continuation	Mobility Management Small Urban	\$91,667
Mobility Management Total						\$91,667
Total Small Urban						\$522,410

WACOG RegionTotal

\$1,209,337

14. Preliminary 5310 Awards

*Preliminary awards pages will be updated when ADOT releases them.

16. Regional Inventory of Providers

<u>Agency</u>	<u>Service Area</u>	<u>Who can access</u>	<u>Fee</u>	<u>Contact #</u>	<u>Website</u>	<u>Funding Type</u>
Bullhead Area Transit System -BATS	Bullhead	General Public, Senior and Disabled	Y	928-704-2287	http://bullheadcity.com/home	5307
Kingman Area Regional Transit-KART	Kingman	General Public	Y	928-681-7433	http://www.cityofkingman.gov/	5311
Camel Express	Quartzsite, Parker, Blythe, LHC & Yuma	General Public	Y	928-927-4333	https://www.ci.quartzsite.az.us/government/departments/transportation.php	5311
Hualapai Transit	Peach Springs, Valley Vista, Hackberry, Valentine, Truxton and Kingman	General Public	Y	928-769-6384	http://hualapaitransit.org/	5311
Kaibab Band of Paiute Indians	Pipe Spring, AZ, UT & NV	Senior and Disabled tribal members	N	928-643-7245	http://kaibabpaiute-nsn.gov/	5311c
Lake Havasu City Transit	Lake Havasu	General Public, Senior and Disabled	Y	928-453-7600	https://www.lhcaz.gov/transit/home	5307
Hualapai Tribe Health Education & Wellness	Peach Springs, AZ & NV	Senior and Disabled tribal members	Y	928-769-4188	https://hualapai-nsn.gov/services/hualapai-health-department/transportation-program/	5310
La Paz County Health Department	Parker, La Paz County	Senior and Disabled, General Public	Y	928-669-1100	https://www.lapaz.gov/	5310
The ARC of Mohave County	Kingman	Clients	N	928-757-1758	http://www.thearc.org/page.aspx?pid=2530	5310
NAZCARE, Inc.	Bullhead, Kingman	Clients	Y	928-758-3665	http://nazcare.org/friends.html	5310
New Horizons Center for People w/Special Needs	Lake Havasu	Clients	Y	928-855-9392	https://newhorizonslhcaz.org/	5310
New Horizons Disability Empowerment Center	Mohave County	General Public	Y	928-772-1266	http://www.nhdec.org/	5310
Parker Senior Center	Parker, La Paz County	Senior and Disabled	Y	928-669-9514		5310
RISE, Inc.	Bullhead, Kingman, Lake Havasu	Clients	N	480-2954932	https://riseservicesincnaz.org/location/kingman/	5310
NAU - Senior Companion Program	Mohave and La Paz Counties	Clients/Volunteer Program	N	928-715-2200	https://in.nau.edu/center-for-service-and-volunteerism	5310

FTA defines "Senior/Elderly" as any person age sixty five years and over.

15. Agencies' four-Year Planning Documents

Every 2 years WACOG provides a four-year planning worksheet that each of our transit programs complete to provide an estimate of their future needs within the region. Below is the list of programs that have elected to participate in the four-year planning process:

<u>5311's</u>	
Camel Express – Town of Quartzsite	5311
Kingman Area Regional Transit (KART)	5311
Kaibab Band of Paiute Indians	5311c
<u>5310's</u>	
Hualapai Tribe – Health, Education, and Wellness	5310
La Paz County Health/Transit	5310
Arizona Board of Regents for and on behalf of NAU (Center for Service and Volunteerism)	5310
NAZCARE, Inc.	5310
New Horizons Center for People w/Special Needs	5310
New Horizons Disability Empowerment Center	5310
ARISE, Inc.	5310
Mohave County Association for Retarded Citizens	5310
WACOG	Mobility Management – Regional

WACOG 2025 - 2029 TRANSPORTATION PLAN

5311's 4 Year Planning							
AGENCY:	Camel Express - Town of Quartzsite			Report completed	Jan Collier/Melissa Newton		
Federal Program Type	Type of Request	Status	Description of Request	Anticipated Total Cost <i>(see table below)</i>			
				2025	2026	2027	2028
5311	Operating	Continuation	Operating Funds	\$326,455	\$330,110	\$335,000	\$340,000
5311	Capital	Continuation	N/R	\$20,000	\$20,000	\$20,000	\$20,000
5311	Capital Vehicle	Replacement	Cutaway with Lift (14 passenger) x2				\$360,000
TOTAL				\$346,455	\$350,110	\$355,000	\$720,000
AGENCY:	KART - City of Kingman			Report completed	Sheri Furr		
Federal Program Type	Type of Request	Status	Description of Request	Anticipated Total Cost <i>(see table below)</i>			
				2025	2026	2027	2028
5311	Operating	Continuation	Operating Funds	\$234,000	\$246,000	\$258,000	\$271,000
5311	Capital Vehicle	Replacement	Cutaway with ramp (22 passenger, 3 w/c)				
TOTAL				\$234,000	\$246,000	\$258,000	\$271,000
AGENCY:	Kaibab Band of Paiute Indians			Report completed	Elisabeth Whitlock		
Federal Program Type	Type of Request	Status	Description of Request	Anticipated Total Cost <i>(see table below)</i>			
				2025	2026	2027	2028
5311c	Operating	Continuation	Operating Funds	\$75,000	\$77,000	\$79,000	\$81,000
5311c	Capital Vehicle	Replacement	Minivan with Ramp (7 passenger)	\$86,366			
5311c	Capital Vehicle	Replacement	Minivan No Ramp (7 passenger)		\$62,000		\$65,000
5311c	Capital Vehicle	Replacement	Maxivan No Lift (12 passenger)		\$72,000		
5311c	Mobility Management	New	Mobility Management	\$68,750	\$68,750	\$70,750	\$70,750
TOTAL				\$230,116	\$279,750	\$149,750	\$216,750

5310's 4 Year Planning							
AGENCY:	Hualapai Tribe Health, Education and Wellness			Report completed	Marie Kisner		
Federal Program Type	Type of Request	Status	Description of Request	Anticipated Total Cost (see table below)			
				2025	2026	2027	2028
5310	Capital Vehicle	Replacement	Minivan with Ramp (7 passenger)	\$86,366	\$86,366	\$86,366	\$86,366
5310	Capital Vehicle	Replacement	Operating Funds	\$86,366		\$86,366	\$86,366
5310	Capital	New	Capital Preventative Maintenance	\$10,000	\$10,000	\$10,000	\$10,000
5310	Operating	New	Minivan with Ramp (7 passenger)	\$30,000	\$30,000	\$30,000	\$30,000
TOTAL				\$212,732	\$126,366	\$212,732	\$212,732
AGENCY:	La Paz County Health/Transit			Report completed	Connie Mathewson		
Federal Program Type	Type of Request	Status	Description of Request	Anticipated Total Cost (see table below)			
				2025	2026	2027	2028
5310	Operating	New	Operating Funds	\$30,000	\$30,000	\$30,000	\$30,000
5310	Capital Vehicle	Replacement	Minivan with Ramp (7 passenger)	\$86,366		\$86,366	
TOTAL				\$116,366	\$30,000	\$116,366	\$30,000
AGENCY:	Arizona Board of Regents for and on behalf of NAU (Center for Service and			Report completed	ERIN KRUSE		
Federal Program Type	Type of Request	Status	Description of Request	Anticipated Total Cost (see table below)			
				2025	2026	2027	2028
5310	Operating	Continuation	Operating Funds	\$45,000	\$47,000	\$50,000	\$50,000
Total				\$45,000	\$47,000	\$50,000	\$50,000
AGENCY:	NAZCARE			Report completed	Jessie Sands		
Federal Program Type	Type of Request	Status	Description of Request	Anticipated Total Cost (see table below)			
				2025	2026	2027	2028
5310	Capital Vehicle	Replacement	Minivan with Ramp (7 passenger)	\$86,366			
5310	Capital Vehicle	Replacement	Maxivan with lift				\$100,238
Total				\$86,366	\$0	\$0	\$100,238

****-Continued on next page-****

5310's 4 Year Planning							
AGENCY:	New Horizons Center For People With Special Needs			Report completed	Jordan Standsberry		
Federal Program Type	Type of Request	Status	Description of Request	Anticipated Total Cost <i>(see table below)</i>			
				2025	2026	2027	2028
5310	Capital Vehicle	Replacement	Minivan with Ramp (7 passenger)	\$86,366			
5310	Capital Vehicle	Replacement	Minivan with Ramp (7 passenger)	\$86,366			
5310	Capital Vehicle	Replacement	Minivan with Ramp (7 passenger)	\$86,366			
5310	Capital Vehicle	Replacement	Cutaway with Lift (9 passenger)	\$166,011			
5310	Capital Vehicle	Replacement	Minivan with Ramp (7 passenger)		\$86,366		
5310	Capital Vehicle	Replacement	Cutaway with Lift (9 passenger)		\$166,011		
5310	Capital Vehicle	Replacement	Minivan with Ramp (7 passenger)		\$86,366		
5310	Capital	Continuation	Capital Preventative Maintenance	\$25,000	\$25,000		
Total				\$450,109	\$363,743	\$0	\$0
AGENCY:	New Horizons Disability Empowerment Center			Report completed	Sharon Hemerka/Darlene Golson		
Federal Program Type	Type of Request	Status	Description of Request	Anticipated Total Cost <i>(see table below)</i>			
				2025	2026	2027	2028
5310	Operating	New	Operating Funds	\$130,000	\$140,000	\$140,000	\$150,000
5310	Capital	New	Capital Preventative Maintenance	\$65,000	\$60,000	\$62,000	\$65,000
5310	Capital Vehicle	Replacement	Cutaway with Lift (9 passenger)	\$144,953	\$0	\$0	\$0
5310	Capital Vehicle	Replacement	Minivan with Ramp (7 passenger)	\$0	\$86,366	\$86,366	\$86,366
Total				\$339,953	\$286,366	\$288,366	\$301,366
AGENCY:	ARISE, INC, FN			Report completed	Eliana Parra		
Federal Program Type	Type of Request	Status	Description of Request	Anticipated Total Cost <i>(see table below)</i>			
				2025	2026	2027	2028
5310	Capital	New	Capital Preventative Maintenance - Rural	\$20,000	\$20,000	\$20,000	\$20,000
5310	Capital	New	Capital Preventative Maintenance - Small Urban	\$20,000	\$20,000	\$20,000	\$20,000
Total				\$40,000	\$40,000	\$40,000	\$40,000
AGENCY:	Mohave County Association for Retarded Citizens			Report completed	Delia Gomez		
Federal Program Type	Type of Request	Status	Description of Request	Anticipated Total Cost <i>(see table below)</i>			
				2025	2026	2027	2028
5310	Capital	New	Capital Prevenative Maintenance	\$8,300	\$8,300	\$8,300	\$8,300
5310	Capital Vehicle	Expansion	Cutaway with Lift (14 passenger)		\$168,062		\$168,062
Total				\$8,300	\$176,362	\$8,300	\$176,362
AGENCY:	WACOG			Report completed	Felicia Mondragon		
Federal Program Type	Type of Request	Status	Description of Request	Anticipated Total Cost <i>(see table below)</i>			
				2025	2026	2027	2028
5310	Capital	Continuation	Mobility Management	\$137,500	\$137,500	\$137,500	\$137,500
Total				\$137,500	\$137,500	\$137,500	\$137,500

-End 4 year planning documents-

16. Regional Vehicle Inventory & Availability

2025 - 5311 VEHICLE Inventory -Availability																																					
Name of Agency:		Camel Express										Report completed by:				Janet Collier/Melissa Newton																					
COG/MPO Region:		WACOG																																			
License Plate Number	Vehicle Location	Year	Make	Model	Mileage	Stand by	Days Vehicle is in							Hours in Which the Vehicle is Typically in Service and Highest Passenger Load per vehicle during each hour.																							
							If used weekly, mark each day vehicle is used.							Morning (AM)											Afternoon (PM)												
							M	T	W	T	F	Sa	Su	12	1	2	3	4	5	6	7	8	9	10	11	12	1	2	3	4	5	6	7	8	9	10	11
G763FX	Quartzsite	2009	Ford	sup bus	118,241	X																															
G862HV	Quartzsite	2017	Chev	starcraft	111,091			X	X	X																											
G707JA	Quartzsite	2018	Chev	starcraft	80,624		X	X	X	X	X																										
DHA7JS	Quartzsite	2024	Ford	Starlite	14,660		X	X	X	X	X																										
D0A1HS	Quartzsite	2024	Ford	Starlite	17,041			X	X	X																											
Name of Agency:		City of Kingman										Report completed by:				Sheri Furr																					
COG/MPO Region:		WACOG																																			
License Plate Number	Vehicle Location	Year	Make	Model	Mileage	Stand by	Days Vehicle is in							Hours in Which the Vehicle is Typically in Service and Highest Passenger Load per vehicle during each hour.																							
							If used weekly, mark each day vehicle is used.							Morning (AM)											Afternoon (PM)												
							M	T	W	T	F	Sa	Su	12	1	2	3	4	5	6	7	8	9	10	11	12	1	2	3	4	5	6	7	8	9	10	11
LRA2EA	Kingman	2020	DODGE	BRAUN ENTERTAN	7,468																																
G248FM	Kingman	2010	CHEVROLET	ARBOC Spirit of Mo	290,117	X																															
G249FM	Kingman	2010	CHEVROLET	ARBOC Spirit of Mo	313,926																																
G250FM	Kingman	2010	CHEVROLET	ARBOC Spirit of Mo	317,583																																
G267GS	Kingman	2013	CHEVROLET	ARBOC Spirit of Mo	197,658		X	X	X	X	X	X																									
G571HE	Kingman	2015	CHEVROLET	ARBOC Spirit of Fre	220,846		X	X	X	X	X	X																									
G530HL	Kingman	2016	CHEVROLET	ARBOC Spirit of Fre	175,899		X	X	X	X	X	X																									
G961HR	Kingman	2016	CHEVROLET	ARBOC Spirit of Fre	184,080		X	X	X	X	X	X																									
G960HR	Kingman	2016	CHEVROLET	ARBOC Spirit of Fre	174,972		X	X	X	X	X	X																									
G010JD	Kingman	2017	CHEVROLET	ARBOC Spirit of Fre	175,025		X	X	X	X	X	X																									
G643JJ	Kingman	2018	CHEVROLET	ARBOC Spirit of Fre	112,842		X	X	X	X	X	X																									
G826JS	Kingman	2019	CHEVROLET	ARBOC Spirit of Fre	119,472		X	X	X	X	X	X																									
G825JS	Kingman	2019	CHEVROLET	ARBOC Spirit of Fre	98,894		X	X	X	X	X	X																									
33A7CV	Kingman	2023	CHEVROLET	ARBOC Spirit of Fre	16,577		X	X	X	X	X	X																									
3RA6BV	Kingman	2023	CHEVROLET	ARBOC Spirit of Fre	12,398		X	X	X	X	X	X																									
Name of Agency:		Kaibab Band of Paiute Indians										Report completed by:				Elisabeth Whitlock																					
COG/MPO Region:		WACOG																																			
License Plate Number	Vehicle Location	Year	Make	Model	Mileage	Stand by	Days Vehicle is in							Hours in Which the Vehicle is Typically in Service and Highest Passenger Load per vehicle during each hour.																							
							If used weekly, mark each day vehicle is used.							Morning (AM)											Afternoon (PM)												
							M	T	W	T	F	Sa	Su	12	1	2	3	4	5	6	7	8	9	10	11	12	1	2	3	4	5	6	7	8	9	10	11
G-426FJ	Pipe Spring	2012	Kia	Optima	73,237		X	X	X	X	X																										
G-421FJ	Pipe Spring	2013	Toyota	Sienna	105,025		X	X	X	X	X																										
G-420FJ	Pipe Spring	2014	Chevy	Express Van	42,717	X																															
G-433FJ	Pipe Spring	2014	Dodge	Amerivan	113,706		X	X	X	X	X																										
G-067JH	Pipe Spring	2017	Toyota	Sienna	36,540		X	X	X	X	X																										
G-428JF	Pipe Spring	2016	Dodge	Grand Caravan	46,257		X	X	X	X	X																										
G-538JP	Pipe Spring	2018	Ford	Transit Van	10,593	X																															
MDA 8SB	Pipe Spring	2019	Toyota	Sienna	4,927		X	X	X	X	X																										
OXA 36N	Pipe Spring	2021	Toyota	Highlander	6,452		X	X	X	X	X																										
OTA 46N	Pipe Spring	2021	Chrysler	Voyager	6,932		X	X	X	X	X																										

****Continued on next Page****

2025 - 5310 VEHICLE Inventory -Availability

Name of Agency:			Hualapai Health, Education & Wellness					Report Completed By:					Marie Kisner																					
COG/MPO Region:			WACOG																															
License Plate Number	Vehicle Location	Year	Make	Model	Mileage	Stand by	Days Vehicle is in							Hours in Which the Vehicle is Typically in Service and Highest Passenger Load per vehicle during each hour.																				
							If used weekly, mark each day vehicle is used.							Morning (AM)						Afternoon (PM)														
							M	T	W	T	F	Sa	Su	12	1	2	3	4	5	6	7	8	9	10	11	12	1	2	3	4	5	6	7	8
G953HJ	Peach Springs	2015	Dodge	Carvan	239,027		x		x		x	x									1	1	1	1	1	1	1							
G318JG	Peach Springs	2018	Dodge	Caran	231,833				x	x	x	x	x				4	4	4	4	4	4	4				2	2	2	2				
G117GY	Peach Springs	2015	Dodge	Carvan	241,903		x	x		x		x									1	1	1	1	1	1	1	1	1					
GNA3DFA	Peach Springs	2020	Dodge	Carvan	133,166		x	x	x	x	x							3	3	3	3	3	3	3	3	3	3	3	3					
SMA9ABA	Peach Springs	2019	Dodge	Carvan	155,128		x	x	x	x	x	x					3	3	3	3	3	3	3			2	2	2	2	2				
F7A05C	Peach Springs	2019	Dodge	Carvan	96,101		x	x	x	x	x	x										3	3	3	3	3	3	3	3					
JCA9WM	Peach Springs	2022	Chrysler	Voyager	62,030		x	x	x	x	x	x						3	3	3	3	3	3	3	3	3	3	3	3					
G102JK	Peach Springs	2019	Chevy	Express	95,832					x		x						3	3	3	3	3	3	3	3	3	3	3	3					
G103FF	Peach Springs	2013	Dodge	Eldorado	215,814																													
G952HJ	Peach Springs	2015	Dodge	Eldordo	195,989																													

Name of Agency:			La Paz County Health/Transit				Report Completed By:				Connie Mathewson																									
COG/MPO Region:			WACOG																																	
License Plate Number	Vehicle Location	Year	Make	Model	Mileage	Days Vehicle is in							Hours in Which the Vehicle is Typically in Service and Highest Passenger Load per vehicle during each hour.																							
						Stand by	If used weekly, mark each day vehicle is used.							Morning (AM)											Afternoon (PM)											
							M	T	W	T	F	Sa	Su	12	1	2	3	4	5	6	7	8	9	10	11	12	1	2	3	4	5	6	7	8	9	10
G185GX	PARKER	2013	FORD	TRANSIT	71,254	X																														
G704GM	PARKER	2012	DODGE	CARAVAN	110,832		X	X	X								3	3	3	3			2	1												
G825F	SALOME	2011	TOYOTA	SIENNA	96,225			X	X	X								3	3	3	3	3	3	3												
G479DX	PARKER	2007	FORD	SUPR	61,752	X																														
G705GM																																				
G483DX																																				
G970HJ																																				

Name of Agency:			NAZCARE						Report Completed By:				Jessie Sands																						
COG/MPO Region:			WACOG																																
License Plate Number	Vehicle Location	Year	Make	Model	Mileage	Days Vehicle is in							Hours in Which the Vehicle is Typically in Service and Highest Passenger Load per vehicle during each hour.																						
						Stand by	If used weekly, mark each day vehicle is used.							Morning (AM)											Afternoon (PM)										
							M	T	W	T	F	Sa	Su	12	1	2	3	4	5	6	7	8	9	10	11	12	1	2	3	4	5	6	7	8	9
WCLFN86	Kingman	2018	Chevrolet	Express	66,131		x	x	x	x	x										11	11	11		11	11	11	11	11						
G1A54D	Kingman	2016	Chevrolet	Express	56,148		x	x	x	x	x										11	11	11		11	11	11	11	11	11					
WCLGA5FA	Kingman	2020	Chevrolet	Express	27,886		x	x	x	x	x										11	11	11		11	11	11	11	11	11					
WCMEZ20	Bullhead City	2020	Chevrolet	Express	39,741		x	x	x	x	x										11	11	11		11	11	11	11	11	11					
WC9AA1TG	Bullhead City	2022	Chevrolet	Express	24,363		x	x	x	x	x										11	11	11		11	11	11	11	11	11					
CJ22417	Bullhead City	2012	Dodge	Caravan	136,713		x	x	x	x	x										6	6	6		6	6	6	6	6	6					

****Continued on next Page****

WACOG 2025 - 2029 TRANSPORTATION PLAN

Name of Agency:			New Horizons Center For People With Special Needs					Report Completed By:					Jordan Standsberry																								
COG/MPO Region:			WACOG																																		
License Plate Number	Vehicle Location	Year	Make	Model	Mileage	Days Vehicle is in							Hours in Which the Vehicle is Typically in Service and Highest Passenger Load per vehicle during each hour.																								
						Stand by	If used weekly, mark each day vehicle is used.							Morning (AM)											Afternoon (PM)												
							M	T	W	T	F	Sa	Su	12	1	2	3	4	5	6	7	8	9	10	11	12	1	2	3	4	5	6	7	8	9	10	11
WC 7VA1AK	LHC	2022	Chrysler	Voyager	7,958		x	x	x	x	x	x		0	0	0	0	0	0	0	0	0	0	0	3	3	3	2	2	0	0	1	1				
WC LGN02	LHC	2019	Starcraft	Bus	56,364		x	x	x	x	x										8	8	8	8	8	8	8										
WC LGN03	LHC	2019	Starcraft	Bus	28,671		x	x	x	x	x										8	8	8	8	8	8	8	8									
WC MBC30	LHC	2019	Dodge	Grand Caravan	15,889		x	x	x	x	x									5	5	5	5	5	5	5	5	5									
WC MBC45	LHC	2019	Dodge	Grand Caravan	26,497		x	x	x	x	x									5	5	5	5	5	5	5	5	5									
WC Z7A9JC	LHC	2020	Ford	Transit	16,585		x	x	x	x	x										6	6	6	6	6	6	6	6									
6VA59E	LHC	2018	Ford	Transit	46,141		x	x	x	x	x										6	6	6	6	6	6	6	6									
ZVA3BJ	LHC	2011	Chevy	Pick Up Truck	55,901		x	x	x	x	x			0	0	0	0	0	0	0	0	0	0	0	0	0	0	0	0	0	0	0	0	0	0	0	
WC KTX57	LHC	2017	Dodge	Grand Caravan	28,410	x																															
WC JCD57	LHC	2016	Starcraft	Bus	50,209	x																															
WC VTA60R	LHC	2022	Chrysler	Voyager	3,045	x																															
Y7A3TN	LHC	2022	Ford	Expedition	4,208	x								0	0	0	0	0	0	0	0	0	0	0	0	0	0	0	0	0	0	0	0	0	0	0	
WC LAZ82	LHC	2018	Dodge	Grand Caravan	34,983		x	x	x	x	x	x	x									3	3	3	3	3	3	3	3	3	3	3	3	3	3	3	
VNA47G	LHC	2021	Ford	Expedition	9,289		x	x	x	x	x	x	x							0	0	3	3	3	3	3	3	3	3	3	3	3	3	3	3	3	
WC JYN33	LHC	2016	Dodge	Grand Caravan	41,521		x	x	x	x	x	x	x							0	0	3	3	3	3	3	3	3	3	3	3	3	3	3	3	3	
WC JYN34	LHC	2016	Dodge	Grand Caravan	54,355		x	x	x	x	x	x	x									3	3	3	3	3	3	3	3	3	3	3	3	3	3	3	
WC LAZ83	LHC	2018	Dodge	Grand Caravan	28,484		x	x	x	x	x	x	x									1	1	1	1	1	2	2	2	2	2	2	2	2	2	2	
WC MBC31	LHC	2019	Dodge	Grand Caravan	17,760		x	x	x	x	x	x	x								4	4	4	4	4	4	4	4	4	4	4	4	4	4	4	4	
1TA1DB	LHC	2017	Ford	Transit	70,656		x	x	x	x	x	x	x									3	3	3	3	3	3	3	3	3	3	3	3	3	3	3	
WC MBC32	LHC	2019	Dodge	Grand Caravan	24,426		x	x	x	x	x										1	1	1	1	1	1	1	1	1	1	1	1	1	1	1	1	
WC KPK97	LHC	2018	Starcraft	Bus	49,352		x		x												3	3	3	3	3	3	3	3	3	3	3	3	3	3	3	3	
WC 1EA9CM	LHC	2022	Chrysler	Voyager	5,312			x				x									3	3	3	3	3	3	3	3	3	3	3	3	3	3	3	3	
239344U	LHC	2024	Ford	Bus	2,103	x																															

Name of Agency:			New Horizons Disability Empowerment Center					Report Completed By:					Sharon Hemerka/Darlene Golson																							
COG/MPO Region:			WACOG																																	
License Plate Number	Vehicle Location	Year	Make	Model	Mileage	Days Vehicle is in							Hours in Which the Vehicle is Typically in Service and Highest Passenger Load per vehicle during each hour.																							
						Stand by	If used weekly, mark each day vehicle is used.							Morning (AM)											Afternoon (PM)											
							M	T	W	T	F	Sa	Su	12	1	2	3	4	5	6	7	8	9	10	11	12	1	2	3	4	5	6	7	8	9	10
FCD64	Mohave	2009	FORD	BS	249,743		X	X	X	X	X										3	3	2	2	2	1	1	1	1	4	4					
GMV09	Mohave	2012	SUPRE	BS	233,290		X	X	X	X	X									2	2	3	4	4	4	4	4	4								
GYA56	Mohave	2013	FORD	12VN	343,282		X	X	X	X	X										2	2	3	4	4	4	4	4	4							
KLT41	Mohave	2012	FORD	VM	201,163		X	X	X	X	X									4	1	3	4	4	5	4	4	4	4							
L JG05	Mohave	2013	FORD	CaW	159,990		X	X	X	X	X										2	2	3	4	4	4	4	4	4							
ADA1BB	Mohave	2019	DODGE	VN	122,759		X	X	X	X	X										2	2	3	4	4	4	4	4	4							
ASA5AB	Mohave	2019	DODGE	VN	166,644		X	X	X	X	X										2	1	3	4	4	5	4	4	4	4						

Name of Agency:			Parker Community Center					Report Completed By:					Hortencia Robles																							
COG/MPO Region:			WACOG																																	
License Plate Number	Vehicle Location	Year	Make	Model	Mileage	Days Vehicle is in							Hours in Which the Vehicle is Typically in Service and Highest Passenger Load per vehicle during each hour.																							
						Stand by	If used weekly, mark each day vehicle is used.							Morning (AM)											Afternoon (PM)											
							M	T	W	T	F	Sa	Su	12	1	2	3	4	5	6	7	8	9	10	11	12	1	2	3	4	5	6	7	8	9	10
G309FH	PARKER	2012	DODGE	CARAVAN	110,900		X	X	X	X	X										1	3	3	2	1	1	2	2								
G737G5	PARKER	2013	DODGE	CARAVAN	99,013		X	X	X	X	X										1	3	3	2	1	1	2	2								
G115HA	PARKER	215	CHEVY	EXPRESS	35,456	X														10	10	10	10	10	10	10	10	10								
WCJYN37	PARKER	2016	DODGE	BRAUN	19,182		X		X		X										2	2	2	2	2	2	2	2	2							
4HA7B8A	PARKER	2020	DODGE	CARAVAN	20,156		X	X	X	X	X										3	2	2	2	2	2	2	2	2							
CF89RJ	PARKER	2022	FORD	TRANSIT	16,166		X	X	X	X	X										1	1	2	3	3	3	2	2	2							

****Continued on next Page****

WACOG 2025 - 2029 TRANSPORTATION PLAN

Name of Agency:			RISE Services					Report Completed By:					Eliana Parra																						
COG/MPO Region:			WACOG																																
License Plate Number	Vehicle Location	Year	Make	Model	Mileage	Days Vehicle is in							Hours in Which the Vehicle is Typically in Service and Highest Passenger Load per vehicle during each hour.																						
						Stand by	If used weekly, mark each day vehicle is used.							Morning (AM)										Afternoon (PM)											
							M	T	W	T	F	Sa	Su	12	1	2	3	4	5	6	7	8	9	10	11	12	1	2	3	4	5	6	7	8	9
CDX2477	Kingman	2016	Nissan	Sentra	98,013		X	X	x	x	x	x	x								4	4	4	4	4	4	4	4	4	4	4	4	4	4	
WCLLX58	Bullhead	2018	Kia	Sedona Mini Van	79,837		x	x	x	x	x	x	x								4	4	4	4	4	4	4	4	4	4	4	4	4	4	
WCKWM51	Lake Havasu	2017	Chevy	Express Van	17,436		x	x	x	x	x	x	x								4	4	4	4	4	4	4	4	4	4	4	4	4	4	
WCGVY50	Lake Havasu	2010	Ford	E350	55,321		x	x	x	x	x	x	x								4	4	4	4	4	4	4	4	4	4	4	4	4	4	
Y2A5ZB	Lake Havasu	2021	Ford	E350 Super Duty	10,786		X	X	x	x	x										12	12	12	12	12	12	12	12	12	12	12	12	12	12	
WCMD19	Kingman/Bert	2019	Ford	350 Starcraft (Bu	42,180		x	x	x	x	x	x	x								4	4	4	4	4	4	4	4	4	4	4	4	4	4	
37A9KL	Kingman/Bets	2023	Ford	350 Starcraft (Mi	8,010		x	x	x	x	x										12	12	12	12	12	12	12	12	12	12	12	12	12	12	
KGP68	Kingman/Beas	2017	Chevy	Express Van	9,427		x	x	x	x	x	x	x								4	4	4	4	4	4	4	4	4	4	4	4	4	4	
WCMD120	Kingman/Bun	2019	Dodge	Caravan	27,200		X	X	x	x	x	x	x								4	4	4	4	4	4	4	4	4	4	4	4	4	4	
35A5KL	Kingman/Bett	2023	Ford	350 Starcraft (Mi	8,012		x	x	x	x	x	x	x								4	4	4	4	4	4	4	4	4	4	4	4	4	4	
WCJCV91	Kingman/Thin	2014	Ford	E350	14,980		x	x	x	x	x	x	x								4	4	4	4	4	4	4	4	4	4	4	4	4	4	
3D87423	Kingman/Ang	2019	Ford	E150	53,995		X	X	x	x	x	x	x								4	4	4	4	4	4	4	4	4	4	4	4	4	4	
3AA3LL	Kingman/Spar	2023	Ford	350 Starcraft (Mi	8,011		x	x	x	x	x	x	x								4	4	4	4	4	4	4	4	4	4	4	4	4	4	
Name of Agency:			Mohave Count Association for Retarded Citizens					Report Completed By:					Delia Gomez																						
COG/MPO Region:			WACOG																																
License Plate Number	Vehicle Location	Year	Make	Model	Mileage	Days Vehicle is in							Hours in Which the Vehicle is Typically in Service and Highest Passenger Load per vehicle during each hour.																						
						Stand by	If used weekly, mark each day vehicle is used.							Morning (AM)										Afternoon (PM)											
							M	T	W	T	F	Sa	Su	12	1	2	3	4	5	6	7	8	9	10	11	12	1	2	3	4	5	6	7	8	9
DXM27	Kingman	2008	Ford	Maxivan	95,929	X																													
WCFLZ80	Kingman	2010	chevrolet	express	142,747		x	x	x	x	x										7	7						7							
JWM14	KINGMAN	2012	Ford	Cutaway Lift	134,012		x	x	x	x	x										8	8					8	8							
LJG12	Kingman	2013	Ford	Supreme	142,693		x	x	x	x	x										7	7					7								
1ZA7DB	Kingman	2018	Ford	Transit	42,993		x	x	x	x	x										5	5					5								
MEZ19	Kingman	2020	Chevrolet	Maxivan	38,279		x	x	x	x	x										4	4					4	4							
MEZ18	Kingman	2020	chevrolet	Maxivan	55,483		x	x	x	x	x										4	4	4				4	4	4						
RYA91A	Kingman	2020	chevrolet	Maxivan	28,945		x	x	x	x	x										7	7					7	7							

****-End vehicle inventory & availability documents-****

17. Inter-City Connections



Provider Name: Tufesa International

Phone Number: 644-410-2444

Address: 76 Gas Station - 915 W Beale St. Kingman, AZ 86401

Website: <http://www.tufesa.com.mx>

Service Information: Service is provided twice daily with stops in Kingman, AZ, and Las Vegas, NV going both North and South.



Provider Name: Amtrak

Phone Number: 1.800.USA.RAIL

Address: 402 Andy Devine Kingman, AZ 86401

Website: <https://www.amtrak.com/southwest-chief-train>

Service Information: Service is provided daily from Chicago through Kingman to Los Angeles and Los Angeles through Kingman to Chicago.

The train schedule is available at: <https://www.amtrak.com/ccurl/1011/770/Southwest-Schedule-031217.pdf>



Provider Name: Greyhound

Phone Number: 520.392.4790

Address: 2770 West Old HW 66 Kingman, AZ 86401

640 Airport Center Dr. Bullhead City, AZ 86429

1201 W Main St Quartzsite, AZ 85346

Website: <https://www.greyhound.com>



Provider Name: TriState Shuttle

Phone Number: 928-704-9000

Website: <http://www.laughlinshuttle.com/Location.html>

Service Information: TriState Shuttle offers ground transportation to and from the McCarran International Airport in Las Vegas Nevada, servicing Laughlin, Bullhead City, and Kingman.

Pick up times: Kingman AZ: 5:00 AM, Las Vegas, NV Airport 10:00 AM & 4:30 PM, Bullhead City 6:00 AM & 12:30 PM, Laughlin: 6:30 AM & 1:00 PM - RESERVATIONS ARE REQUIRED



Day & Night Shuttle

Provider Name: Day & Night Shuttle

Phone Number: 928-486-7208

Address: Lake Havasu City, AZ 86406

Website: <http://daynnightshuttle.com/home/4715472>

Service Information: Serving Lake Havasu City, Kingman, Bullhead City, and Parker to the airport, a hotel, school, or the doctor's office 24/7/365.



Provider Name: Commuter Services LLC

Phone Number: 928-753-7433

Website: <http://www.commuterservices.net/home.html>

Service Information: Serving Lake Havasu City, Kingman, Laughlin NV, and Las Vegas NV for Airport shuttle services. Authorized thruway Amtrak carrier for Kingman, AZ to Laughlin & Las Vegas NV.



Provider Name: Havasu/Vegas Express Co.

Phone Number: 928-453-4884

Address: PO Box 359, Lake Havasu City, AZ 86405

Website: <http://www.havasuvegasexpress.com/>

Service Information: Services by van between Lake Havasu City, AZ and Las Vegas, NV, McCarran airport, most hotels*, and medical facilities*. At least one round trip is made each day including holidays. Additional trips are scheduled depending on the number of passengers.



Provider Name: Aloha Airport Express

Phone Number: 928-854-5253

Address: 116 Lake Havasu Avenue South Suite 202 Lake Havasu City, AZ 86403

Website: <http://azaloha.com>

Service Information: Services from Lake Havasu City, Topock/Golden Shores, Mohave Valley, Ft. Mohave, Bullhead City Parkway, Laughlin, Searchlight, and Las Vegas, NV (McCarran/Silver Sevens/the Plaza) 2 times a day 7 days a week including Holidays during the Winter. 2 times a day Monday-Friday and 1 time on Saturdays and Sundays in the Summer.

18. Non-Emergency Medical Transportation Providers

According to the document “*Non-Emergency Medical Transportation (NEMT): Opportunities for Coordination with Other Transportation Services in Arizona Medicaid*” created by Texas A&M Transportation Institute, the Texas A&M University System for Arizona Department of Transportation Transit Programs in July 2019:

Medicaid is a joint federal and state program that provides health coverage for millions of individuals and families with limited incomes and resources. The Medicaid program provides critical health insurance for millions of people who might not otherwise be able to afford it. The assurance of transportation to necessary medical care is an important feature that sets Medicaid apart from traditional health insurance.

Medicaid Non-Emergency Medical Transportation (NEMT) is an important benefit for Medicaid beneficiaries who need to get to and from medical services and have no other means of transportation. The beneficiaries of Medicaid include the nation’s most vulnerable populations: infants and children in low-income families, individuals and families with low incomes or limited resources, individuals of all ages with disabilities, and very-low-income seniors. Often, these groups lack the resources to afford a reliable means of getting to medical appointments, live in rural or medically underserved areas, and may have frequent appointments for certain medical conditions (e.g., dialysis). In addition to access to health care services, Medicaid beneficiaries also experience mobility challenges in other important areas of life, such as accessing jobs and shopping for necessities. These mobility challenges can also affect health outcomes.

Medically Necessary NEMT

In Arizona AHCCCS covers medically necessary NEMT under the following conditions:

- *The medical service for which transportation is needed is an AHCCCS covered service,
- *The member is not able to provide, secure or pay for their own transportation, and free transportation is not available, and
- *Transportation is provided to and from the nearest appropriate AHCCCS registered medical provider.

The AHCCCS website has a listing of all currently AHCCCS registered providers. At the link below, if you select Non-Emergency Transportation Providers from the drop-down Specialty list, you will see all of the providers who are currently registered with AHCCCS as an NEMT provider.

<https://www.azahcccs.gov/Members/ProgramsAndCoveredServices/ProviderListings/>

19. Plan Update Process and Summary

WACOG's Mobility Manager is tasked with gathering information to be included in the Coordination Plan throughout the year. This information is discussed at the bi-monthly Coordinated Council meetings. WACOG's Mobility Manager creates/updates the Coordination Plan based on the information collected and input from the council. The Coordinated Council members review the plan, provide further input and suggestions, and then adopt the plan.

- The Coordination Plan is provided to the WACOG Coordinated Council, and the WACOG Executive Board, for review, input, and approval.

WACOG Coordination Council Draft Approval:

October 10, 2024

WACOG Executive Board Approval:

November/December

- The Coordination Plan is put out for the 45-day public review comment period.
Public Review/comment period
October 22, 2024
through December 6, 2024
- Coordination Plan submitted to ADOT for final approval
ADOT Final Submittal:

2026 Plan Updates



This 2025 - 2029 Human Services Transportation Coordination Plan was prepared by the **WACOG Transportation Program**.

Parties with questions or comments should contact:

Roland Hulse
Transportation Program Manager
208 N. 4th Street
Kingman, AZ 86401
rolandh@wacog.com
928-377-1070 Office

For information regarding **Mobility Management** or specific transit programs within the WACOG Transportation Planning region (La Paz and Mohave Counties), please contact:

Felicia Mondragon, CTMM
Mobility Manager - Transit
208 N. 4th Street
Kingman, AZ 86401
feliciam@wacog.com
928-753-1374 Office

(Note: updated employee contact information will be available at www.wacog.com/transportation)

PLEASE REVIEW THIS PLAN AND OTHER TRANSPORTATION INFORMATION AT:
www.wacog.com/transportation
